

## END OF MONTH PRISON POPULATION\*

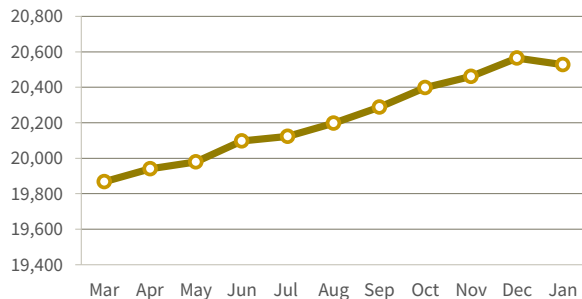
### JANUARY 2023

Facility	Population
<b>Maximum Security</b>	
Columbia CI	316
Dodge CI	1,516
Green Bay CI	959
Taycheedah CI	800
Waupun CI	983
Wisconsin Secure Program Facility	379
Wisconsin Resource Center	376
<b>Medium Security</b>	
Fox Lake CI	1,136
Jackson CI	999
Kettle Moraine CI	999
Milwaukee Secure Detention Facility	372
New Lisbon CI	1,038
Oshkosh CI	2,044
Racine CI	1,498
Racine Youthful Offender CF	421
Redgranite CI	1,002
Stanley CI	1,549
<b>Minimum Security</b>	
Chippewa Valley CTF	360
Oakhill CI	752
Prairie du Chien CI	513
Sturtevant Transitional Facility	151
Correctional Centers male (14)	1,895
Correctional Centers female (2)	463
<b>Contract Beds*</b>	<b>7</b>
<b>Grand Total</b>	<b>20,528</b>
Total Males	19,229
Total Females	1,299

\*On January 31, there were 32 PIOC in out-of-state facilities. Data for these individuals is not included in the rest of this document.

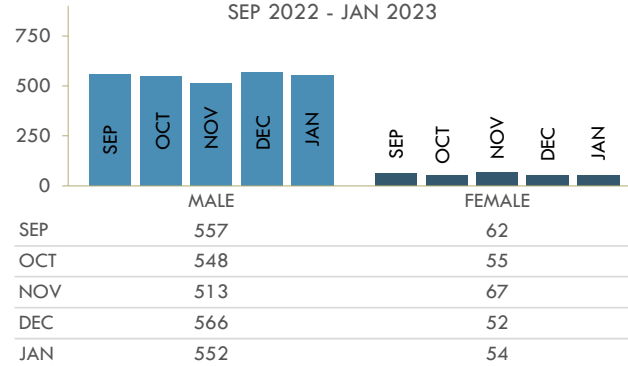
## MONTHLY PRISON POPULATION TREND

### MARCH 2022 - JANUARY 2023



## ADMISSIONS TO PRISON

### SEP 2022 - JAN 2023



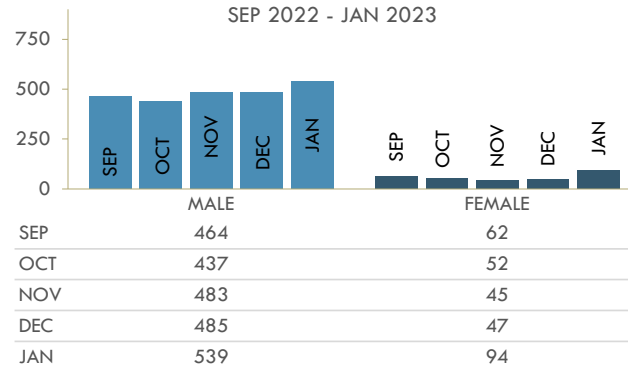
### TOTAL JANUARY ADMISSIONS 606

New Sentence Only	213	35.1%
Revocation-New Sentence	82	13.5%
Revocation Only (with or without pending charges)	292	48.2%
Other	3	0.5%
ATR	16	2.6%

\*Starting in March 2022, the DAI AAG will no longer include DCC holds in its DAI admissions and releases counts. For these numbers, please see the [Holds and Short-Term Sanctions Dashboards](#) (on the DOC public website under Data and Reports).

## RELEASES FROM PRISON

### SEP 2022 - JAN 2023



### TOTAL JANUARY RELEASES 633

Extended Supervision	445	70.3%
Mandatory Release	27	4.3%
Paroled	23	3.6%
Discharged from Sentence	15	2.4%
Released from ATR	11	1.7%
Other	5	0.8%

## AGE

	Males	Females
Oldest Person in our Care	99	79
Youngest Person in our Care	18	18
Average Age	40	39
<b>Category</b>		
19 and younger	145	8
20-29	3,968	262
30-39	6,075	482
40-49	4,385	298
50-59	2,917	183
60-69	1,371	52
70 and older	368	14

## RACE AND ETHNICITY

	Males	Females
White	52%	72%
Black	42%	18%
American Indian/Alaskan Native	5%	9%
Asian or Pacific Islander	1%	1%
<b>Ethnicity</b>		
Hispanic or Latino	5%	7%

## HIGHEST GRADE COMPLETED

	Males	Females
< 9th Grade	3%	2%
9th - 12th Grade no HSED	25%	22%
HSED/GED	47%	42%
Some Grad or Voc.	18%	25%
Associates, Bachelors, Masters, or PhD.	6%	8%
Unknown	1%	1%

## MENTAL HEALTH

42% of Male Persons in our Care have a mental health condition.  
Of these, 7% have a serious condition.\*

90% of Female Persons in our Care have a mental health condition.  
Of these, 29% have a serious condition.\*

\*e.g. bipolar disorder, schizophrenia, personality disorder, severe depression

## EDUCATION

### Awards

HSED	10
GED	8
<b>Total</b>	<b>18</b>

## PROGRAMS AND ACTIVITIES

Adult Basic Education	Pre-Release
Anger Management	Recreation
Career Technical Education	Reentry Initiatives
Cognitive Behavioral Programs	Religious Programs
Community Service	Sex Offender Treatment
Domestic Violence	Substance Use Disorder
Parenting	Work Programs

## COST PER PERSON

July 1, 2021 - June 30, 2022

	Daily	One Year
Males	\$120	\$43,843
Females	\$146	\$53,271
<b>Facilities by Security Level</b>	<b>Daily</b>	<b>One Year</b>
Maximum	\$151	\$55,253
Medium	\$123	\$45,070
Minimum/Centers	\$132	\$48,229



# DIVISION OF ADULT INSTITUTIONS

## CORRECTIONS AT A GLANCE

JANUARY 2023

### For further information, contact:

Wisconsin Department of Corrections  
3099 East Washington Avenue  
Post Office Box 7925  
Madison, Wisconsin 53707-7925

Phone: (608) 240-5104  
Fax: (608) 240-3310  
<https://doc.wi.gov>

The Division of Adult Institutions protects the public through secure and humane treatment of Persons in Our Cares committed to its custody and affords Persons in Our Cares the opportunity to gain skills and insight into their criminal behavior that are needed to support a crime-free life upon release to the community.