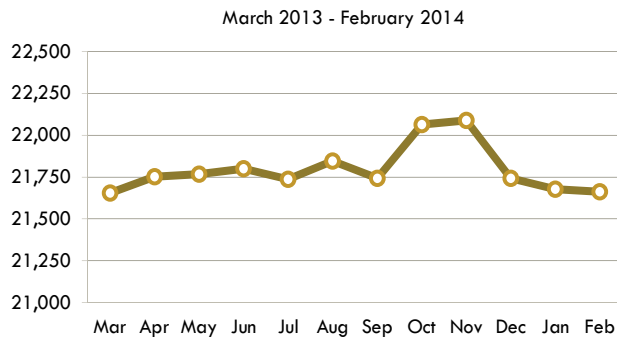


End of Month Inmate Population

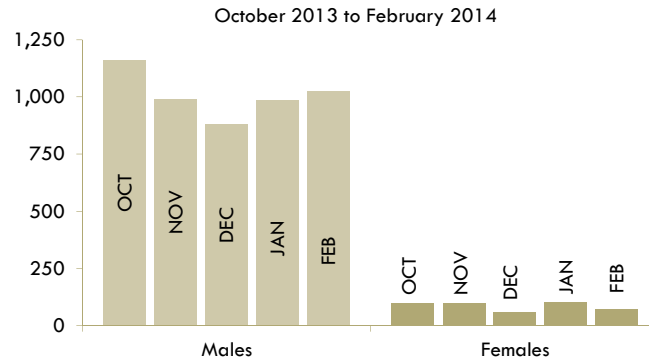
Facility	Population
Maximum Security	
Columbia CI	831
Dodge CI	1,585
Green Bay CI	1,090
Taycheedah CI	725
Waupun CI	1,249
Wisconsin Secure Program Facility	493
Medium Security	
Fox Lake CI	1,311
Jackson CI	983
Kettle Moraine CI	1,166
Milwaukee Secure Detention Facility	299
New Lisbon CI	1,008
Oshkosh CI	2,025
Prairie Du Chien CI	512
Racine CI	1,567
Racine Youthful Offender	448
Redgranite CI	1,015
Stanley CI	1,530
Wisconsin Resource Center	347
Minimum Security	
Chippewa Valley CTF	481
Oakhill CI	670
Strutevant Transitional Facility	140
Correctional Centers male (14)	1,706
Correctional Centers female (3)	447
Contract Beds	35
Total Males	20,452
Total Females	1,211
Grand Total	21,663

*includes 1female inmate in DCI infirmary

Monthly Inmate Population Trend



Admissions to Prison

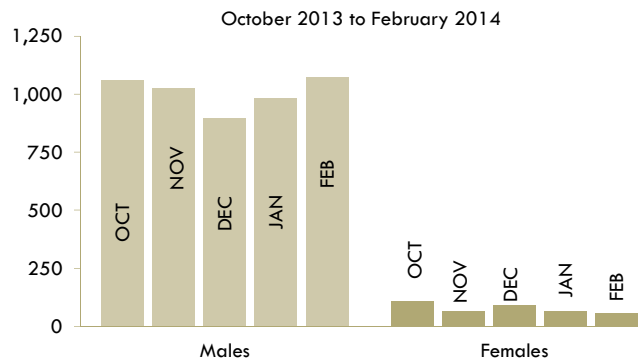


Admissions by Type

February 2014

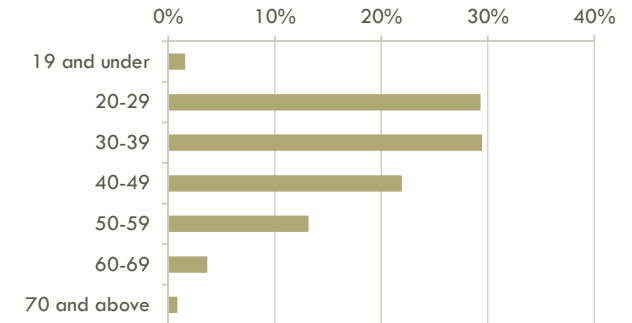
DCC Hold	41%
Revocation, No New Sentence	8%
New Sentence, No Revocation	19%
Revocation, New Sentence	23%
Alternative to Revocation	8%
Other	0%

Releases from Prison



Age

	Males	Females
Oldest Inmate	97	84
Youngest Inmate	15	18
Average Age	37.5	37.0



Race and Ethnicity

	Males	Females
White	54%	70%
Black	42%	23%
American Indian/Alaskan Native	3%	7%
Asian or Pacific Islander	1%	1%
Ethnicity		
Hispanic or Latino	9%	4%

Mental Health

33% of Male inmates have a mental health condition. Of these 7% have a serious condition*

78% of Female inmates have a mental health condition. Of these 26% have a serious condition*

*e.g. bipolar disorder, schizophrenia, personality disorder, severe depression

Inmate Programs and Activities

Anger Management	Pre-Release
AODA	Recreation
Cognitive Intervention	Religious Programs
Community Service	Reentry Initiatives
Domestic Violence	Sex Offender Treatment
Parenting	Work Programs

70% of inmates have alcohol or drug abuse (AODA) treatment needs

Education Programs

HSED/GED	English as a Second Language
Career & Technical Education	Special Education
Correspondence Courses	Title 1

Education Enrollment

	Current Enrollment
Academic	1,681
Career and Technical Education	626
Total	2,307

Cost per Inmate

July 1, 2012- June 30, 2013

	Daily	One Year
Males	\$86.42	\$32,582.74
Females	\$113.44	\$41,404.73

	Daily	One Year
Maximum	\$104.44	\$38,225.08
Medium	\$80.23	\$29,365.58
Minimum/Centers	\$88.04	\$32,222.32

Division of Adult Institutions



Corrections at a Glance

February 2014

For further information, contact:

Wisconsin Department of Corrections
3099 East Washington Avenue
Post Office Box 7925
Madison, Wisconsin 53707-7925

Phone: (608) 240-5104
Fax: (608) 240-3310
<http://www.wi-doc.com>

The Division of Adult Institutions protects the public through secure and humane treatment of inmates committed to its custody and affords inmates the opportunity to gain skills and insight into their criminal behavior that are needed to support a crime-free life upon release to the community