

END OF MONTH PRISON POPULATION*

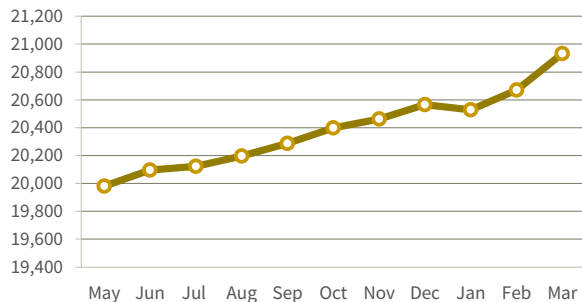
MARCH 2023

Facility	Population
Maximum Security	
Columbia CI	327
Dodge CI	1,572
Green Bay CI	981
Taycheedah CI	797
Waupun CI	990
Wisconsin Secure Program Facility	378
Wisconsin Resource Center	382
Medium Security	
Fox Lake CI	1,127
Jackson CI	1,007
Kettle Moraine CI	999
Milwaukee Secure Detention Facility	405
New Lisbon CI	1,053
Oshkosh CI	2,031
Racine CI	1,521
Racine Youthful Offender CF	460
Redgranite CI	1,020
Stanley CI	1,566
Minimum Security	
Chippewa Valley CTF	397
Oakhill CI	770
Prairie du Chien CI	521
Sturtevant Transitional Facility	151
Correctional Centers male (14)	1,968
Correctional Centers female (2)	501
Contract Beds*	7
Grand Total	20,931
Total Males	19,597
Total Females	1,334

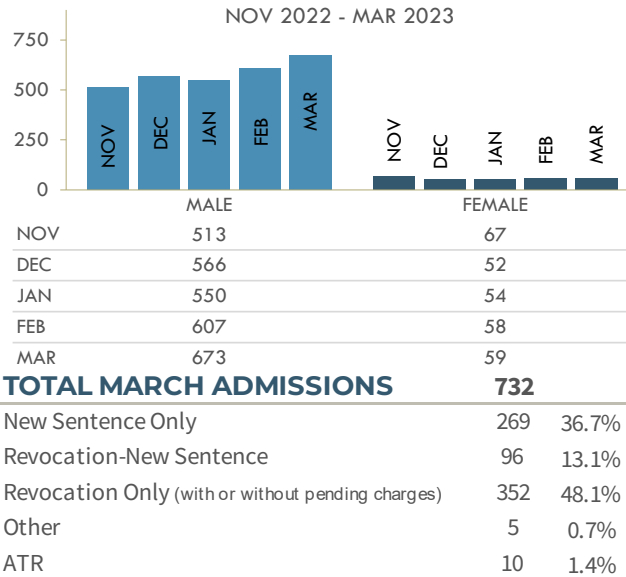
*On March 31, there were 32 PIOC in out-of-state facilities. Data for these individuals is not included in the rest of this document.

MONTHLY PRISON POPULATION TREND

MAY 2022 - MARCH 2023

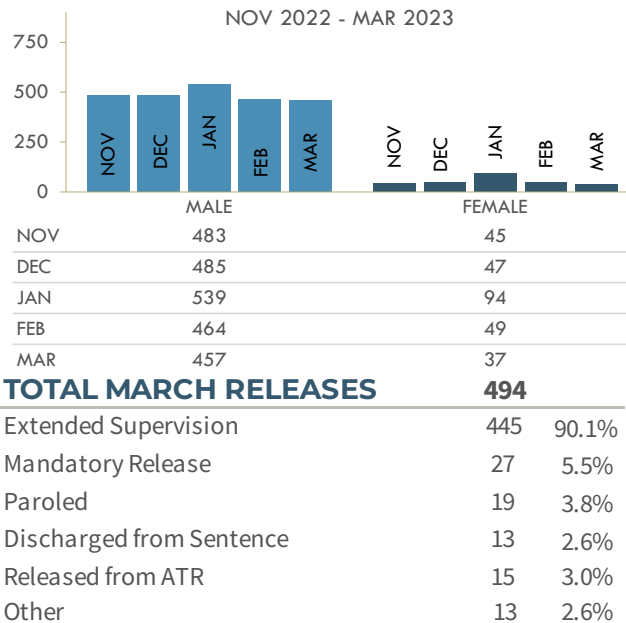


ADMISSIONS TO PRISON



*Starting in March 2022, the DAI AAG will no longer include DCC holds in its DAI admissions and releases counts. For these numbers, please see the [Holds and Short-Term Sanctions Dashboards](#) (on the DOC public website under Data and Reports).

RELEASES FROM PRISON



AGE

	Males	Females
Oldest Person in our Care	99	79
Youngest Person in our Care	18	18
Average Age	40	39

Category	Males	Females
19 and younger	160	8
20-29	4,016	257
30-39	6,160	502
40-49	4,534	314
50-59	2,967	182
60-69	1,393	56
70 and older	367	15

RACE AND ETHNICITY

	Males	Females
White	51%	72%
Black	42%	18%
American Indian/Alaskan Native	5%	9%
Asian or Pacific Islander	1%	1%

Ethnicity	Males	Females
Hispanic or Latino	11%	7%

HIGHEST GRADE COMPLETED

	Males	Females
< 9th Grade	3%	2%
9th - 12th Grade no HSED	25%	22%
HSED/GED	47%	42%
Some Grad or Voc.	18%	25%
Associates, Bachelors, Masters, or PhD.	6%	8%
Unknown	1%	1%

MENTAL HEALTH

42% of Male Persons in our Care have a mental health condition.
Of these, 7% have a serious condition.*

91% of Female Persons in our Care have a mental health condition.
Of these, 28% have a serious condition.*

*e.g. bipolar disorder, schizophrenia, personality disorder, severe depression

EDUCATION

Awards

HSED	14
GED	8
Total	22

PROGRAMS AND ACTIVITIES

Adult Basic Education	Pre-Release
Anger Management	Recreation
Career Technical Education	Reentry Initiatives
Cognitive Behavioral Programs	Religious Programs
Community Service	Sex Offender Treatment
Domestic Violence	Substance Use Disorder
Parenting	Work Programs

COST PER PERSON

July 1, 2021 - June 30, 2022

	Daily	One Year
Males	\$120	\$43,843
Females	\$146	\$53,271
Facilities by Security Level	Daily	One Year
Maximum	\$151	\$55,253
Medium	\$123	\$45,070
Minimum/Centers	\$132	\$48,229



DIVISION OF ADULT INSTITUTIONS

CORRECTIONS AT A GLANCE

MARCH 2023

For further information, contact:

Wisconsin Department of Corrections
3099 East Washington Avenue
Post Office Box 7925
Madison, Wisconsin 53707-7925

Phone: (608) 240-5104
Fax: (608) 240-3310
<https://doc.wi.gov>

The Division of Adult Institutions protects the public through secure and humane treatment of Persons in Our Cares committed to its custody and affords Persons in Our Cares the opportunity to gain skills and insight into their criminal behavior that are needed to support a crime-free life upon release to the community.