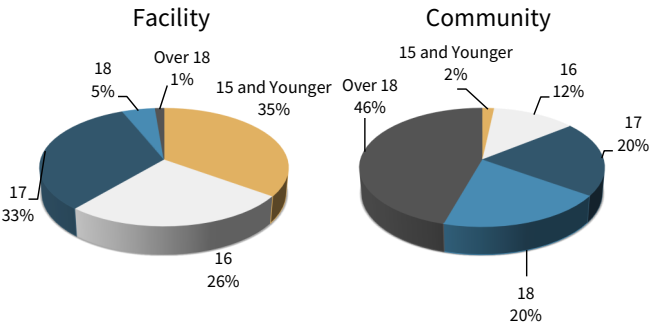


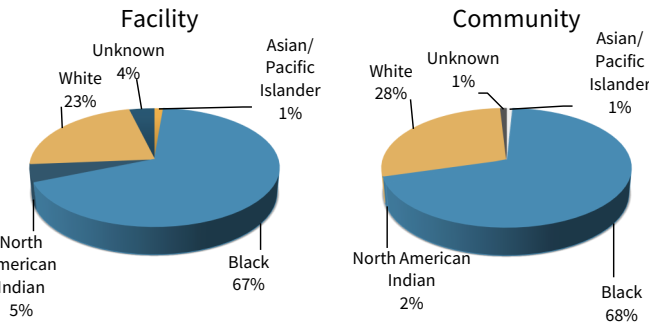
End of the Month Population

	Male	Female
Copper Lake School	0	6
Grow Academy	5	0
Lincoln Hills School	44	0
Mendota Juvenile Treatment Center	25	0
Facility Total	74	6
NWRO (NW Regional Offices) WI Youth	33	2
NWRO Interstate Compact Juveniles	10	1
SERO (SE Regional Office) WI Youth	57	1
SERO Interstate Compact Juveniles	6	2
Community Total	106	6

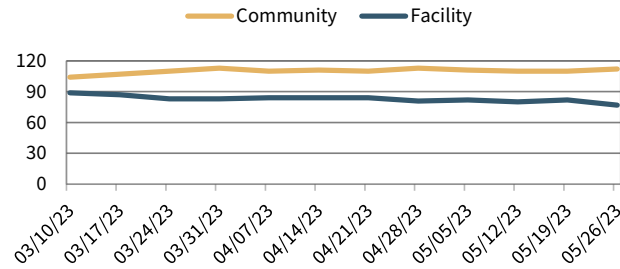
Age



Race



Population Trends



Community numbers represent youth supervised by a DJC State Agent who are not residing in a state juvenile facility. Facility numbers include both long term (commitments) and short term placements at CLS, Grow, LHS, and MJTC.

Facility Admissions

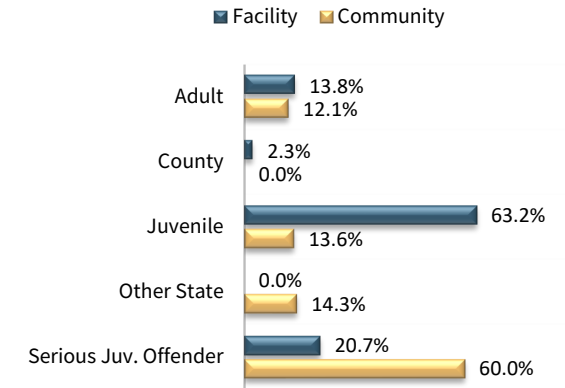
	Male	Female	Total
DJC Commitment*	7	1	8
Youth admitted to a facility under a court ordered state juvenile commitment			
Change of Placement	2	0	2
Youth returning to a facility from County Supervision under a previous order			
Direct County Referral	1	0	1
DJC Sanction/Hold	1	0	0
Transfer from DAI	2	0	2
Total	13	1	14

*Commitments in May were from the following counties: Brown, Dane, Milwaukee

Facility Releases

	Male	Female	Total
Expiration of Commitment	8	0	8
Transfer to Community Supervision	6	0	6
Release to County Supervision	1	0	1
Release to DAI	4	0	4
Total	19	0	19

Commitment Types*



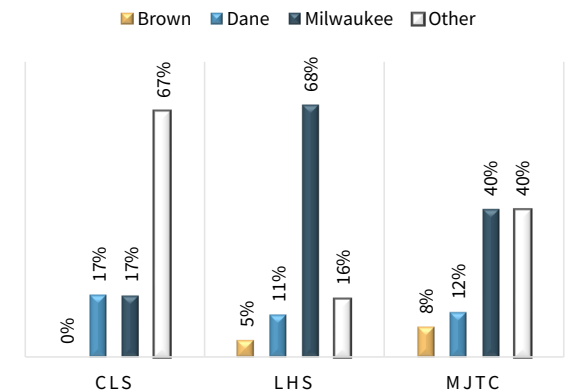
Dual Commitments**

Of 192 total youth under DJC's care, 32 have a dual commitment.

* Youth can have multiple commitments at the same time. Commitment Type data represents all commitments held by youth under DJC's care.

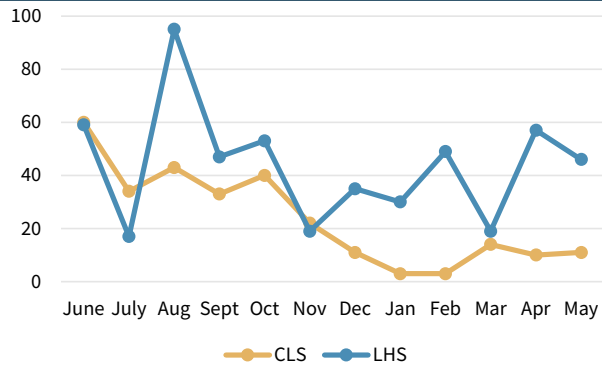
**Dual Commitments are defined by youth with commitments by both the juvenile and adult court system. Adult commitments include prison and probation sentencing.

Facility Commitments by County

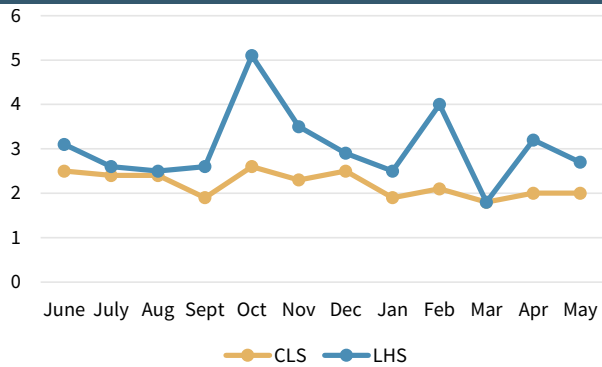


Other Counties: Chippewa, Clark, Douglas, Fond du Lac, Kenosha, Lafayette, Langlade, Lincoln, Marathon, Rock, Sheboygan, St. Croix, Taylor, Vilas, Walworth, Washington, Winnebago

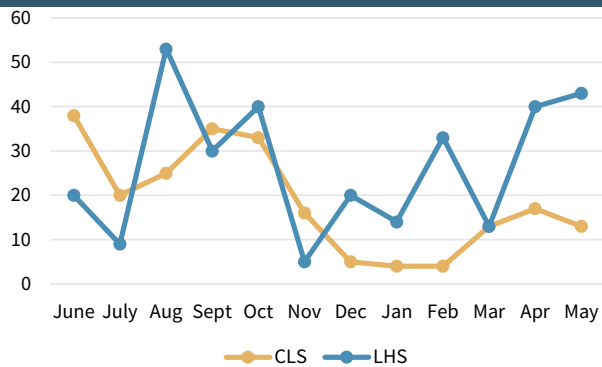
Administrative Confinement Placements



Avg. Hours in Administrative Confinement



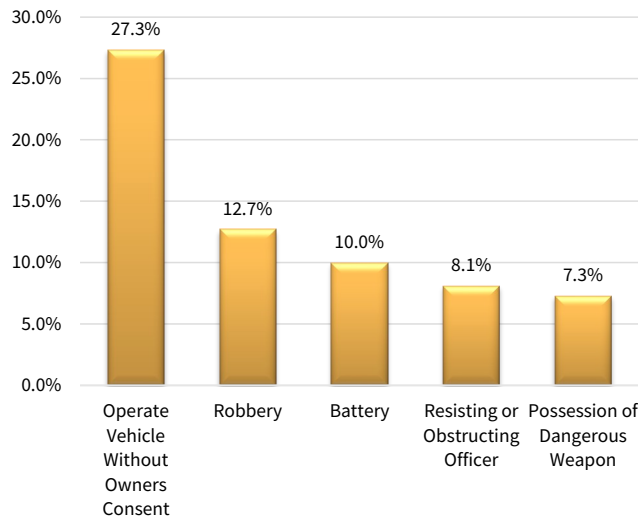
Physical Intervention*



Administrative Confinement and Physical Intervention statistics are from June 2022 - May 2023.

* Physical Intervention is defined by the use of physical or mechanical restraints for youth and staff safety.

Prominent Offenses for Youth at CLS/LHS



Education at CLS/LHS

July 2021 – June 2022

High School Achievements	LHS	CLS	Total
Credits Earned	165.25	38.25	203.50
Diplomas Awarded	4	1	5
Equivalency Diplomas Awarded	6	2	8



Division of Juvenile Corrections

Corrections at a Glance

May 2023

For further information, contact:

Wisconsin Department of Corrections
3099 East Washington Avenue
Post Office Box 8930
Madison, Wisconsin 53708-8930
Phone: (608) 240-5900
Fax: (608) 240-3371

Brochure available online at:
www.doc.wi.gov/Pages/DataResearch/DataAndReports

We Believe In **YOU!**

Youth
Our organization
Uniting families and communities

DJC: Building hope to develop healthy youth, caring professionals, strong families, and safe communities.