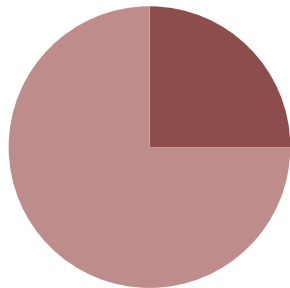


Admissions

	Male	Female	Total
New Commitment (State)	7	1	8
Court order committing Youth to a juvenile correctional facility			
Change of Placement	1	0	1
Youth returning to a facility without a new commitment			
DJC Sanction/Hold	5	0	5
County Sanction/Hold	3	0	3
Direct County Referral	1	0	1
Total	17	1	18

New Commitments by County and Type

■ Adult 25% ■ Juvenile 75% ■ SJO 0%



New commitments in June were from the following counties: Kenosha, Marinette, Milwaukee, Outagamie, and Ozaukee

Releases

	Male	Female	Total
Transfer to Type 2	8	0	8
Discharge by Court Order	1	0	1
Expiration of Commitment	4	0	4
Release from a County Sanction/Hold	1	0	1
Release to County Supervision	10	0	10
Release to DAI	2	0	2
Total	26	0	26

Age

	15 and Younger	16	17	18	Over 18
Facility	19.4%	28.8%	38.8%	6.5%	6.5%
Male	18.3%	27.5%	41.2%	7.1%	5.9%
Female	29.4%	41.2%	17.7%	0.0%	11.8%
Community	2.9%	5.8%	7.9%	29.5%	54.0%
Male	3.1%	4.7%	8.5%	28.7%	55.0%
Female	0.0%	20.0%	0.0%	40.0%	40.0%

Race

	Asian/Pacific Islander	Black	North American Indian	White	Unknown
Facility	0.0%	71.2%	1.2%	27.7%	0.0%
Male	0.0%	72.6%	0.0%	27.5%	0.0%
Female	0.0%	58.8%	11.8%	29.4%	0.0%
Community	0.7%	53.2%	2.9%	41.7%	1.4%
Male	0.8%	54.3%	3.1%	40.3%	1.6%
Female	0.0%	40.0%	0.0%	60.0%	0.0%

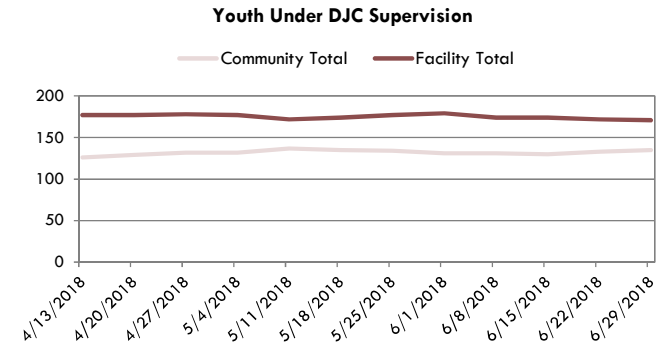
Mental Health

94% of Female Youth at Copper Lake have a mental health condition*. Of the total female population, 75% have a serious condition.

76% of Male Youth at Lincoln Hills have a mental health condition*. Of the total male population, 26% have a serious condition.

*e.g. personality disorder, severe depression

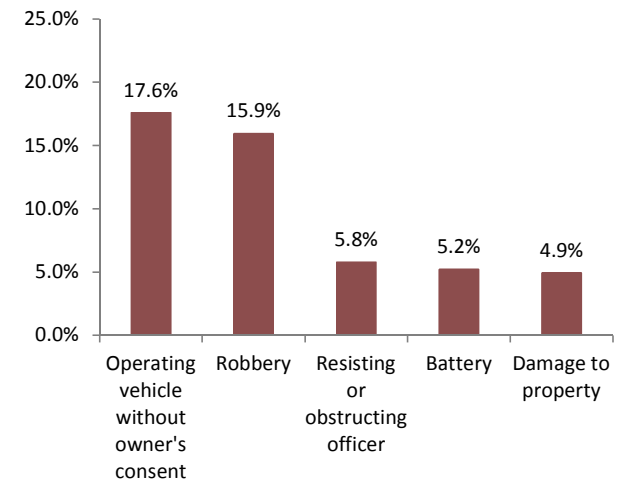
Population Trends



Community numbers include only those youth supervised by DJC upon release.

Facility numbers include both long term (commitments) and short term (sanctions & detention) placements at CLS, LHS, Grow, and MJTC.

Prominent Offenses for Youth in a Facility



Youth by County of Commitment (as of 6/30/2018)

County	CLS	LHS	Total
Brown	0	8	8
Calumet	0	1	1
Dane	1	4	5
Douglas	0	1	1
Fond Du Lac	0	5	5
Green	0	1	1
Kenosha	1	9	10
Lincoln	0	1	1
Manitowoc	0	1	1
Marinette	1	2	3
Milwaukee	7	85	92
Monroe	0	1	1
Oconto	1	1	2
Oneida	0	2	2
Outagamie	0	2	2
Ozaukee	1	0	1
Portage	1	3	4
Racine	1	7	8
Rock	0	3	3
Sauk	0	2	2
Shawano	1	0	1
Sheboygan	0	1	1
St. Croix	0	1	1
Walworth	0	2	2
Washington	0	1	1
Waukesha	1	4	5
Wood	0	1	1
Total	16	149	165

To select one county of commitment for the youth, a hierarchy of commitment types was developed:

Adult Prison, Serious Juvenile Offense, Juvenile, Tribal, Other State, and Adult Probation

Grow Academy Sales

The Grow Academy is a residential correctional program consisting of an agriculturally based educational curriculum, community partnerships and cognitive behavioral treatment.

2017-18 Grow Sales	
July-September 2017	\$1,405.50
October-December 2017	\$1,792.28
January-March 2018	\$1,165.25
April-June 2018	\$2,228.80

Education at CLS/LHS

July 2016 – June 2017

High School Achievements	LHS	CLS	Total
Credits Earned	484.5	75.25	559.75
Diplomas Awarded	7	1	8
Equivalency Diplomas Awarded	21	5	26

Division of Juvenile Corrections



Corrections at a Glance

June 2018

For further information, contact:

Wisconsin Department of Corrections
3099 East Washington Avenue
Post Office Box 8930
Madison, Wisconsin 53708-8930
Phone: (608) 240-5900
Fax: (608) 240-3371

Brochure available online at:
www.doc.wi.gov/Pages/DataResearch/DataAndReports

We Believe In YOU!

Youth

Our organization

Uniting families and communities

DJC: Building hope to develop healthy youth, caring professionals, strong families, and safe communities.