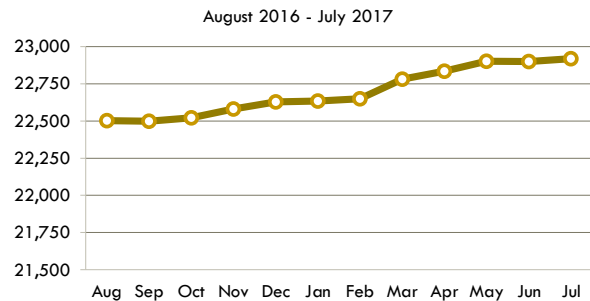


## End of Month Inmate Population

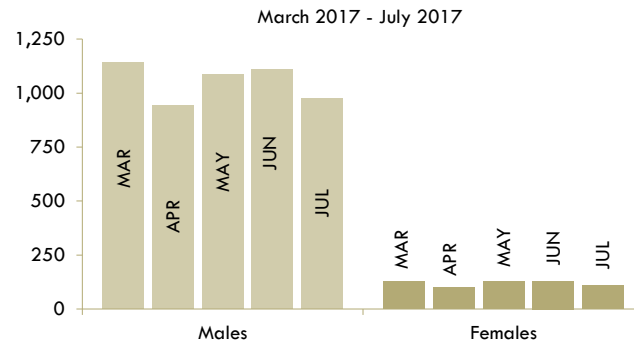
July 2017

Facility	Population
<b>Maximum Security</b>	
Columbia CI	828
Dodge CI	1,630
Green Bay CI	1,095
Taycheedah CI	896
Waupun CI	1,261
Wisconsin Secure Program Facility	461
<b>Medium Security</b>	
Fox Lake CI	1,339
Jackson CI	975
Kettle Moraine CI	1,181
Milwaukee Secure Detention Facility	428
New Lisbon CI	1,030
Oshkosh CI	2,047
Prairie Du Chien CI	515
Racine CI	1,673
Racine Youthful Offender CF	449
Redgranite CI	1,019
Stanley CI	1,574
Wisconsin Resource Center	352
<b>Minimum Security</b>	
Chippewa Valley CTF	486
Oakhill CI	704
Strutvant Transitional Facility	149
Correctional Centers male (14)	1,902
Correctional Centers female (2)	584
<b>Contract Beds</b>	
Total Males	21,398
Total Females	1,521
<b>Grand Total</b>	<b>22,919</b>

## Monthly Inmate Population Trend



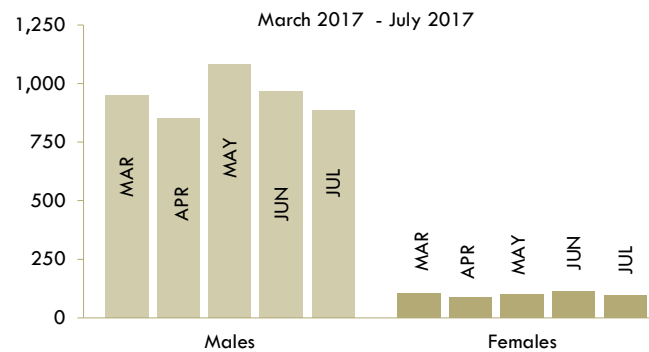
## Admissions to Prison



## Releases by Type

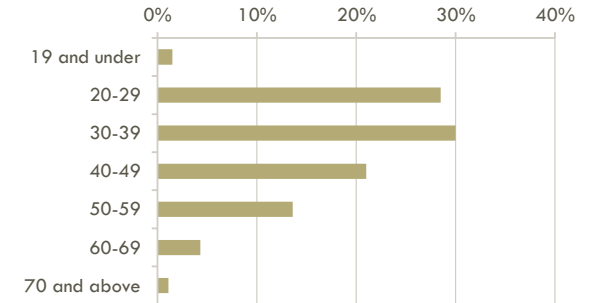
Total Releases	982
Mandatory Release/Extended Supervision	61%
Released from DCC Hold	31%
Released from ATR	3%
Discharged from Sentence	3%
Paroled	2%
Other	<1%

## Releases from Prison



## Age

	Males	Females
Oldest Inmate	93	81
Youngest Inmate	15	17
Average Age	38.03	36.39



## Race and Ethnicity

	Males	Females
White	52%	70%
Black	43%	21%
American Indian/Alaskan Native	4%	8%
Asian or Pacific Islander	1%	1%
<b>Ethnicity</b>		
Hispanic or Latino	9%	2%

## Highest Grade Completed

	Males	Females
< 9th Grade	4%	3%
9th - 12th Grade no HSED	26%	23%
HSED/GED	47%	44%
Some Grad or Voc.	17%	24%
Associates, Bachelors, Masters, or PhD.	5%	5%
Unknown	2%	1%

## Mental Health

36% of Male inmates have a mental health condition. Of these 8% have a serious condition\*

83% of Female inmates have a mental health condition. Of these 26% have a serious condition\*

\*e.g. bipolar disorder, schizophrenia, personality disorder, severe depression

## Education Enrollment

	Current Enrollment
Academic	2,344
Career and Technical Education	575
<b>Total</b>	<b>2,919</b>

## Inmate Programs and Activities

Anger Management	Pre-Release
AODA	Recreation
Cognitive Intervention	Religious Programs
Community Service	Reentry Initiatives
Domestic Violence	Sex Offender Treatment
Parenting	Work Programs

70% of inmates have alcohol or drug abuse (AODA) treatment needs

## Cost per Inmate

July 1, 2015- June 30, 2016

	Daily	One Year
Males	\$87.42	\$31,908.45
Females	\$105.87	\$38,642.59

Male Facilities	Daily	One Year
Maximum	\$93.21	\$34,021.29
Medium	\$81.92	\$29,899.67
Minimum/Centers	\$86.84	\$31,696.39

# Division of Adult Institutions



## Corrections at a Glance

July 2017

### For further information, contact:

Wisconsin Department of Corrections  
3099 East Washington Avenue  
Post Office Box 7925  
Madison, Wisconsin 53707-7925

Phone: (608) 240-5104  
Fax: (608) 240-3310  
<https://doc.wi.gov>

The Division of Adult Institutions protects the public through secure and humane treatment of inmates committed to its custody and affords inmates the opportunity to gain skills and insight into their criminal behavior that are needed to support a crime-free life upon release to the community