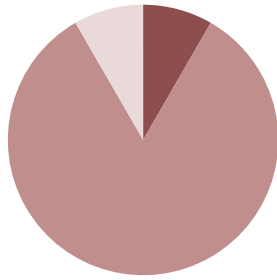


Admissions

	Male	Female	Total
New Commitment (State)	11	1	12
Court order committing Youth to a juvenile correctional facility			
Change of Placement	3	0	3
Youth returning to a facility without a new commitment			
DJC Sanction/Hold	12	1	13
County Sanction/Hold	4	1	5
Direct County Referral	1	0	1
Total	31	3	34

New Commitments by County and Type

■ Adult 8% ■ Juvenile 83% ■ SJO 8%



New commitments in August were from the following counties:
Dane, Milwaukee, Oconto, Ozaukee

Releases

	Male	Female	Total
Transfer to Type 2	8	2	10
Expiration of Commitment	2	1	3
Release from a County Sanction/Hold	3	1	4
Release to County Supervision	10	0	10
Release to DAI	2	0	2
Total	25	4	29

Age

	15 and Younger	16	17	18	Over 18
Facility	19.0%	28.5%	38.0%	5.7%	8.8%
Male	18.9%	26.6%	38.4%	6.3%	9.8%
Female	20.0%	46.7%	33.3%	0.0%	0.0%
Community	2.1%	1.1%	12.9%	23.7%	60.2%
Male	0.0%	1.2%	9.9%	25.9%	63.0%
Female	16.7%	0.0%	33.3%	8.3%	41.7%

Race

	Asian/ Pacific Islander	Black	North American Indian	White	Unknown
Facility	1.9%	68.3%	3.2%	26.6%	0.0%
Male	2.1%	71.3%	3.5%	23.1%	0.0%
Female	0.0%	40.0%	0.0%	60.0%	0.0%
Community	0.0%	55.9%	2.2%	38.7%	3.2%
Male	0.0%	54.3%	2.5%	39.5%	3.7%
Female	0.0%	66.7%	0.0%	33.3%	0.0%

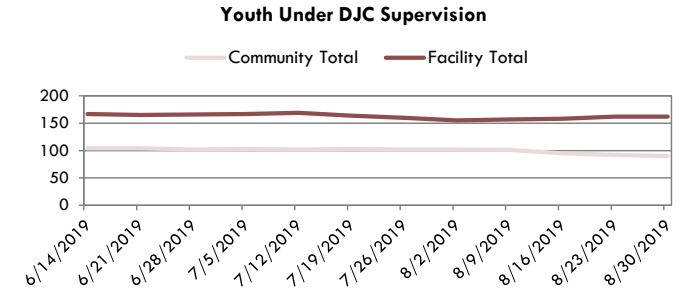
Mental Health

100% of Female Youth at Copper Lake have a mental health condition*. Of the total female population, 93% have a serious condition.

71% of Male Youth at Lincoln Hills have a mental health condition*. Of the total male population, 21% have a serious condition.

*e.g. personality disorder, severe depression

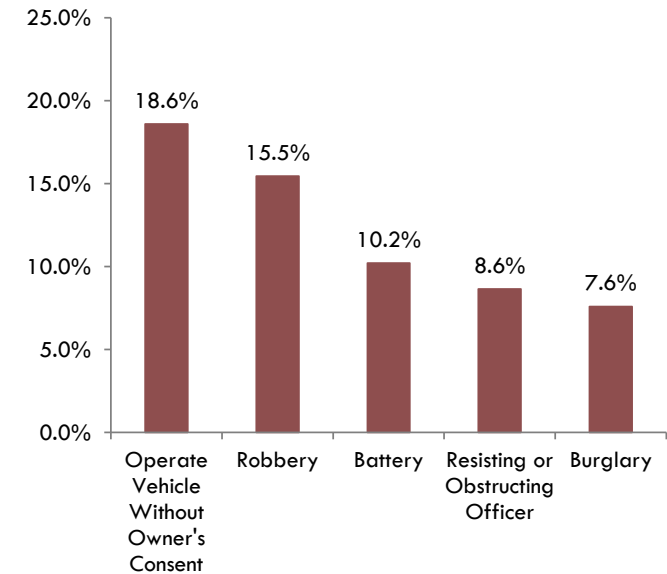
Population Trends



Community numbers include only those youth supervised by DJC upon release.

Facility numbers include both long term (commitments) and short term (sanctions & detention) placements at CLS, LHS, Grow, and MJTC.

Prominent Offenses for Youth in a Facility



Youth by County of Commitment (as of 8/31/2019)

County	CLS	LHS	Total
Adams	0	1	1
Brown	0	9	9
Dane	2	15	17
Douglas	1	0	1
Fond Du Lac	0	1	1
Forest	1	0	1
Kenosha	0	7	7
Langlade	1	0	1
Marathon	1	1	2
Marinette	1	1	2
Menominee	0	1	1
Milwaukee	4	66	70
Oconto	0	1	1
Oneida	0	1	1
Outagamie	1	2	3
Ozaukee	1	1	2
Portage	0	4	4
Racine	0	3	3
Rock	0	2	2
Sheboygan	1	2	3
St. Croix	0	1	1
Waukesha	1	2	3
Wood	0	1	1
Total	15	122	137

To select one county of commitment for the youth, a

Adult Prison, Serious Juvenile Offense, Juvenile, Tribal, Other State, and Adult Probation

Grow Academy Sales

The Grow Academy is a residential correctional program consisting of an agriculturally based educational curriculum, community partnerships and cognitive behavioral treatment.

Grow Sales	
April-June 2018	\$2,228.80
July-September 2018	\$3,138.25
October-December 2018	\$1,586.50
January-March 2019	\$1,212.00

Education at CLS/LHS

July 2017 – June 2018

High School Achievements	LHS	CLS	Total
Credits Earned	248.75	38.5	287.25
Diplomas Awarded	1	1	2
Equivalency Diplomas Awarded	26	1	27

Division of Juvenile Corrections



Corrections at a Glance

August 2019

For further information, contact:

Wisconsin Department of Corrections
3099 East Washington Avenue
Post Office Box 8930
Madison, Wisconsin 53708-8930
Phone: (608) 240-5900
Fax: (608) 240-3371

Brochure available online at:
www.doc.wi.gov/Pages/DataResearch/DataAndReports

We Believe In YOU!

Youth

Our organization

Uniting families and communities

DJC: Building hope to develop healthy youth, caring professionals, strong families, and safe communities.