

END OF MONTH PRISON POPULATION*

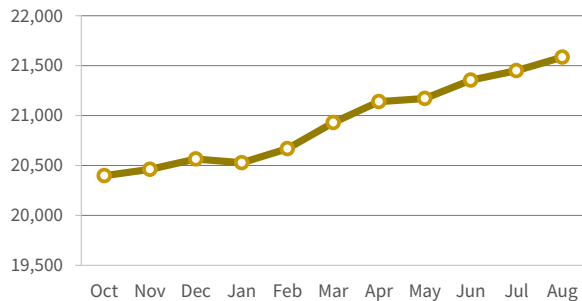
AUGUST 2023

Facility	Population
Maximum Security	
Columbia CI	405
Dodge CI	1,578
Green Bay CI	972
Taycheedah CI	828
Waupun CI	998
Wisconsin Secure Program Facility	445
Wisconsin Resource Center	382
Medium Security	
Fox Lake CI	1,176
Jackson CI	984
Kettle Moraine CI	930
Milwaukee Secure Detention Facility	510
New Lisbon CI	1,054
Oshkosh CI	2,037
Racine CI	1,583
Racine Youthful Offender CF	459
Redgranite CI	1,025
Stanley CI	1,578
Minimum Security	
Chippewa Valley CTF	462
Oakhill CI	780
Prairie du Chien CI	518
Sturtevant Transitional Facility	151
Correctional Centers male (14)	2,078
Correctional Centers female (2)	580
Contract Beds*	72
Grand Total	21,585
Total Males	20,142
Total Females	1,443

*On August 31, there were 32 PIOC in out-of-state facilities. Data for these individuals is not included in the rest of this document.

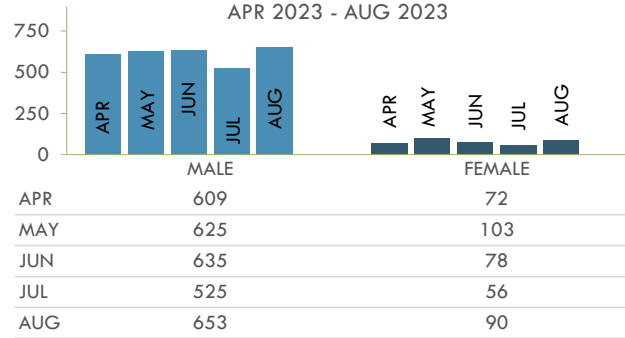
MONTHLY PRISON POPULATION TREND

OCT 2022 - AUG 2023



ADMISSIONS TO PRISON

APR 2023 - AUG 2023



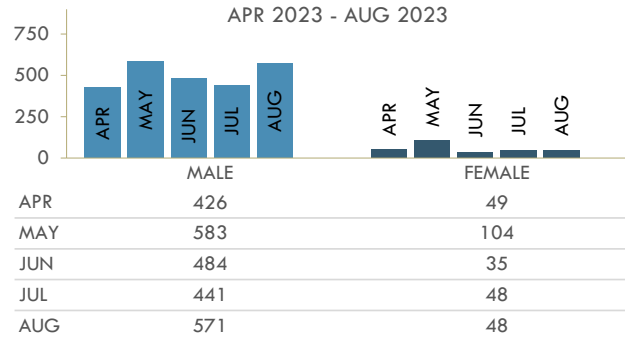
TOTAL AUGUST ADMISSIONS 743

New Sentence Only	293	39.4%
Revocation-New Sentence	107	14.4%
Revocation Only (with or without pending charges)	326	43.9%
Other	0	0.0%
ATR	17	2.3%

*Starting in March 2022, the DAI AAG will no longer include DCC holds in its DAI admissions and releases counts. For these numbers, please see the [Holds and Short-Term Sanctions Dashboards](#) (on the DOC public website under Data and Reports).

RELEASES FROM PRISON

APR 2023 - AUG 2023



TOTAL AUGUST RELEASES 619

Extended Supervision	445	71.9%
Mandatory Release	27	4.4%
Paroled	11	1.8%
Discharged from Sentence	14	2.3%
Released from ATR	17	2.7%
Other	6	1.0%

AGE

	Males	Females
Oldest Person in our Care	92	79
Youngest Person in our Care	18	18
Average Age	40	39
Category		
19 and younger	195	5
20-29	4,025	276
30-39	6,348	532
40-49	4,718	345
50-59	3,034	209
60-69	1,444	61
70 and older	378	15

RACE AND ETHNICITY

	Males	Females
White	51%	71%
Black	42%	19%
American Indian/Alaskan Native	5%	9%
Asian or Pacific Islander	1%	1%
Ethnicity		
Hispanic or Latino	11%	7%

HIGHEST GRADE COMPLETED

	Males	Females
< 9th Grade	3%	2%
9th - 12th Grade no HSED	25%	20%
HSED/GED	48%	43%
Some Grad or Voc.	17%	25%
Associates, Bachelors, Masters, or PhD.	6%	9%
Unknown	1%	1%

MENTAL HEALTH

42% of Male Persons in our Care have a mental health condition.
Of these, 7% have a serious condition.*

91% of Female Persons in our Care have a mental health condition.
Of these, 27% have a serious condition.*

*e.g. bipolar disorder, schizophrenia, personality disorder, severe depression

EDUCATION

Awards

HSED	31
GED	4
Total	35

PROGRAMS AND ACTIVITIES

Adult Basic Education	Pre-Release
Anger Management	Recreation
Career Technical Education	Reentry Initiatives
Cognitive Behavioral Programs	Religious Programs
Community Service	Sex Offender Treatment
Domestic Violence	Substance Use Disorder
Parenting	Work Programs

COST PER PERSON

July 1, 2021 - June 30, 2022

	Daily	One Year
Males	\$120	\$43,843
Females	\$146	\$53,271
Facilities by Security Level	Daily	One Year
Maximum	\$151	\$55,253
Medium	\$123	\$45,070
Minimum/Centers	\$132	\$48,229



DIVISION OF ADULT INSTITUTIONS

CORRECTIONS AT A GLANCE

AUGUST 2023

For further information, contact:

Wisconsin Department of Corrections
3099 East Washington Avenue
Post Office Box 7925
Madison, Wisconsin 53707-7925

Phone: (608) 240-5104
Fax: (608) 240-3310
<https://doc.wi.gov>

The Division of Adult Institutions protects the public through secure and humane treatment of Persons in Our Cares committed to its custody and affords Persons in Our Cares the opportunity to gain skills and insight into their criminal behavior that are needed to support a crime-free life upon release to the community.