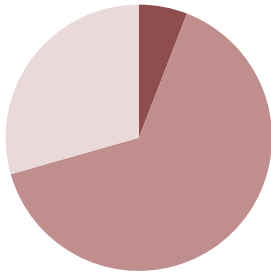


Admissions

	Male	Female	Total
New Commitment (State) Court order committing Youth to a juvenile correctional facility	14	1	15
Change of Placement Youth returning to a facility without a new commitment	1	0	1
DJC Sanction/Hold	9	0	9
County Sanction/Hold	1	0	1
Transfer from DAI	2	0	2
Total	27	1	28

New Commitments by County and Type

■ Adult 6% ■ Juvenile 65% ■ SJO 29%



New commitments in September were from the following counties: Brown, Dane, Kenosha, Milwaukee, Racine, and Sauk

Releases

	Male	Female	Total
Transfer to Type 2	6	0	6
Expiration of Commitment	3	0	3
Release from a County Sanction/Hold	1	0	1
Release to County Supervision	6	0	6
Release to DAI	4	0	4
Total	20	0	20

Age

	15 and Younger	16	17	18	Over 18
Facility	20.0%	26.1%	41.2%	6.1%	6.7%
Male	18.6%	24.8%	43.5%	6.9%	6.2%
Female	30.0%	35.0%	25.0%	0.0%	10.0%
Community	2.3%	6.9%	11.5%	26.0%	53.4%
Male	2.4%	6.5%	11.4%	26.0%	53.7%
Female	0.0%	12.5%	12.5%	25.0%	50.0%

Race

	Asian/Pacific Islander	Black	North American Indian	White	Unknown
Facility	0.0%	72.7%	3.0%	23.6%	0.6%
Male	0.0%	74.5%	1.4%	23.5%	0.7%
Female	0.0%	60.0%	15.0%	25.0%	0.0%
Community	0.8%	49.6%	3.1%	42.8%	3.8%
Male	0.8%	50.4%	3.3%	41.5%	4.1%
Female	0.0%	37.5%	0.0%	62.5%	0.0%

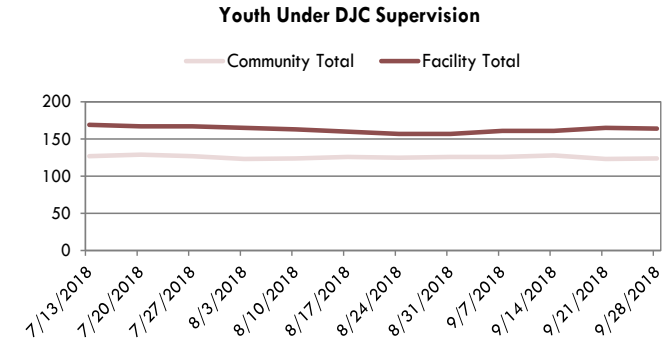
Mental Health

95% of Female Youth at Copper Lake have a mental health condition*. Of the total female population, 79% have a serious condition.

82% of Male Youth at Lincoln Hills have a mental health condition*. Of the total male population, 26% have a serious condition.

*e.g. personality disorder, severe depression

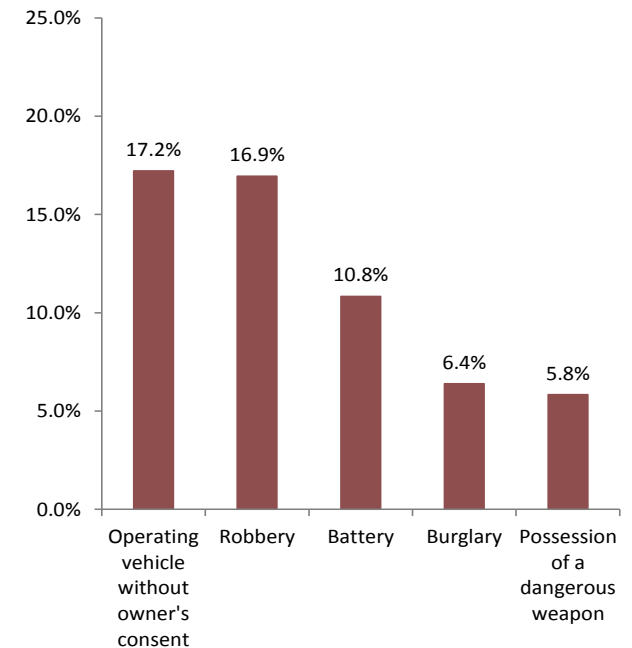
Population Trends



Community numbers include only those youth supervised by DJC upon release.

Facility numbers include both long term (commitments) and short term (sanctions & detention) placements at CLS, LHS, Grow, and MJTC.

Prominent Offenses for Youth in a Facility



Youth by County of Commitment (as of 9/30/2018)

County	CLS	LHS	Total
Brown	0	10	10
Dane	3	5	8
Fond Du Lac	0	1	1
Kenosha	1	4	5
Manitowoc	0	1	1
Marathon	0	1	1
Marinette	1	1	2
Milwaukee	8	72	80
Oconto	1	0	1
Outagamie	0	1	1
Ozaukee	1	0	1
Portage	1	3	4
Price	0	1	1
Racine	1	7	8
Rock	0	1	1
Sauk Co	0	1	1
Shawano	2	0	2
Sheboygan	0	2	2
Walworth	0	1	1
Waukesha	1	3	4
Total	20	115	135

To select one county of commitment for the youth, a hierarchy of commitment types was developed:

Adult Prison, Serious Juvenile Offense, Juvenile, Tribal, Other State, and Adult Probation

Grow Academy Sales

The Grow Academy is a residential correctional program consisting of an agriculturally based educational curriculum, community partnerships and cognitive behavioral treatment.

2017-18 Grow Sales	
July-September 2017	\$1,405.50
October-December 2017	\$1,792.28
January-March 2018	\$1,165.25
April-June 2018	\$2,228.80

Education at CLS/LHS

July 2017 – June 2018

High School Achievements	LHS	CLS	Total
Credits Earned	248.75	38.5	287.25
Diplomas Awarded	1	1	2
Equivalency Diplomas Awarded	26	1	27

Division of Juvenile Corrections



Corrections at a Glance

September 2018

For further information, contact:

Wisconsin Department of Corrections
3099 East Washington Avenue
Post Office Box 8930
Madison, Wisconsin 53708-8930
Phone: (608) 240-5900
Fax: (608) 240-3371

Brochure available online at:
www.doc.wi.gov/Pages/DataResearch/DataAndReports

We Believe In **YOU!**

Youth

Our organization

Uniting families and communities

DJC: Building hope to develop healthy youth, caring professionals, strong families, and safe communities.