

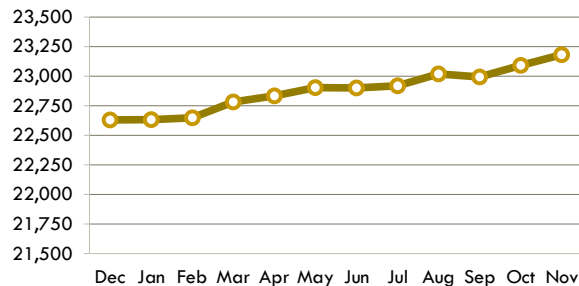
End of Month Inmate Population

November 2017

Facility	Population
Maximum Security	
Columbia CI	828
Dodge CI	1,673
Green Bay CI	1,098
Taycheedah CI	918
Waupun CI	1,250
Wisconsin Secure Program Facility	469
Medium Security	
Fox Lake CI	1,338
Jackson CI	996
Kettle Moraine CI	1,178
Milwaukee Secure Detention Facility	448
New Lisbon CI	1,035
Oshkosh CI	2,038
Prairie Du Chien CI	516
Racine CI	1,677
Racine Youthful Offender CF	445
Redgranite CI	1,028
Stanley CI	1,570
Wisconsin Resource Center	356
Minimum Security	
Chippewa Valley CTF	503
Oakhill CI	702
Strutvant Transitional Facility	147
Correctional Centers male (14)	1,949
Correctional Centers female (2)	571
Contract Beds	
Total Males	21,647
Total Females	1,534
Grand Total	23,181

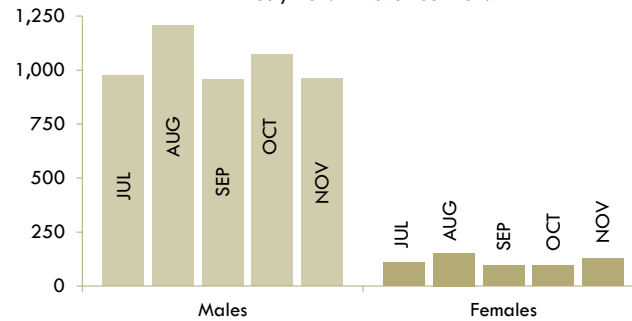
Monthly Inmate Population Trend

December 2016 - November 2017



Admissions to Prison

July 2017 - November 2017

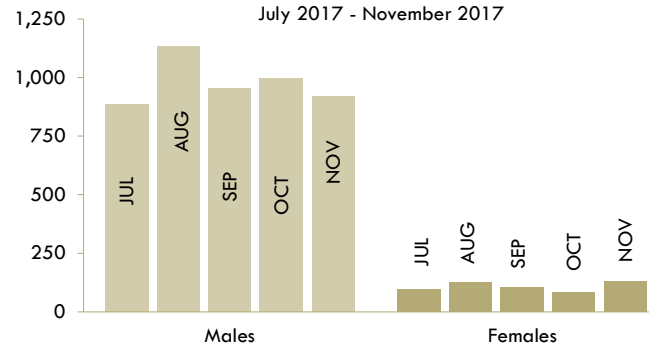


Releases by Type

Total Releases	Percentage
Total Releases	1,046
Mandatory Release/Extended Supervision	56%
Released from DCC Hold	27%
Released from ATR	11%
Discharged from Sentence	4%
Paroled	2%
Other	<1%

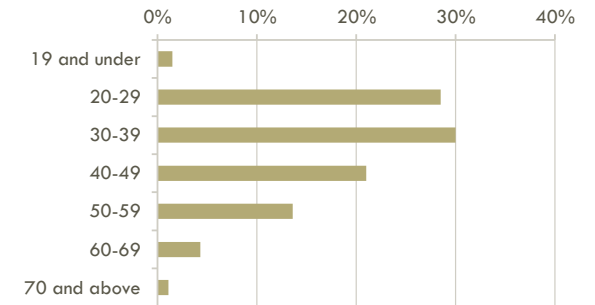
Releases from Prison

July 2017 - November 2017



Age

	Males	Females
Oldest Inmate	93	81
Youngest Inmate	15	17
Average Age	38.12	36.19



Race and Ethnicity

	Males	Females
White	52%	70%
Black	43%	21%
American Indian/Alaskan Native	4%	8%
Asian or Pacific Islander	1%	1%
Ethnicity		
Hispanic or Latino	9%	2%

Highest Grade Completed

	Males	Females
< 9th Grade	4%	3%
9th - 12th Grade no HSED	26%	22%
HSED/GED	47%	44%
Some Grad or Voc.	17%	24%
Associates, Bachelors, Masters, or PhD.	5%	6%
Unknown	2%	1%

Mental Health

37% of Male inmates have a mental health condition. Of these 8% have a serious condition*

83% of Female inmates have a mental health condition. Of these 27% have a serious condition*

*e.g. bipolar disorder, schizophrenia, personality disorder, severe depression

Education Enrollment

	Current Enrollment
Academic	2,254
Career and Technical Education	582
Total	2,836

Inmate Programs and Activities

Anger Management	Pre-Release
AODA	Recreation
Cognitive Intervention	Religious Programs
Community Service	Reentry Initiatives
Domestic Violence	Sex Offender Treatment
Parenting	Work Programs

70% of inmates have alcohol or drug abuse (AODA) treatment needs

Cost per Inmate

July 1, 2015- June 30, 2016

	Daily	One Year
Males	\$87.42	\$31,908.45
Females	\$105.87	\$38,642.59

Male Facilities	Daily	One Year
Maximum	\$93.21	\$34,021.29
Medium	\$81.92	\$29,899.67
Minimum/Centers	\$86.84	\$31,696.39

Division of Adult Institutions



Corrections at a Glance

November 2017

For further information, contact:

Wisconsin Department of Corrections
3099 East Washington Avenue
Post Office Box 7925
Madison, Wisconsin 53707-7925

Phone: (608) 240-5104
Fax: (608) 240-3310
<https://doc.wi.gov>

The Division of Adult Institutions protects the public through secure and humane treatment of inmates committed to its custody and affords inmates the opportunity to gain skills and insight into their criminal behavior that are needed to support a crime-free life upon release to the community