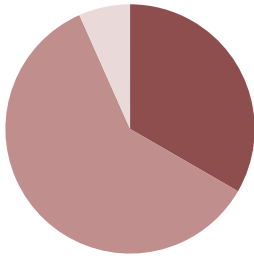


Admissions

	Male	Female	Total
New Commitment (State)	9	1	10
Court order committing Youth to a juvenile correctional facility			
Direct County Referral	1	0	1
DJC Sanction/Hold	6	1	7
County Sanction/Hold	5	1	6
Transfer from DAJ	3	0	3
Total	24	3	27

New Commitments by County and Type

■ Adult 33% ■ Juvenile 60% ■ SJO 7%



New commitments in November were from the following counties: Milwaukee, Oneida, Racine, and St. Croix

Releases

	Male	Female	Total
Transfer to Type 2	8	1	9
Discharge by Court Order	1	0	1
Expiration of Commitment	4	0	4
Release from a County Sanction/Hold	2	1	3
Release to County Supervision	5	1	6
Terminated from Grow Program	1	0	1
Release to DAJ	3	1	4
Total	24	4	28

Age

	15 and Younger	16	17	18	Over 18
Facility	16.6%	31.3%	41.3%	5.2%	5.6%
Male	15.7%	30.0%	43.0%	5.7%	5.6%
Female	25.1%	44.0%	25.1%	0.0%	5.8%
Community	1.7%	8.4%	15.1%	22.2%	52.6%
Male	0.9%	8.3%	13.7%	23.2%	53.9%
Female	10.3%	9.9%	30.5%	10.2%	39.1%

Race

	Asian/Pacific Islander	Black	North American Indian	White	Unknown
Facility	0.6%	71.2%	2.9%	25.3%	0.0%
Male	0.6%	72.7%	2.0%	24.7%	0.0%
Female	0.0%	56.3%	12.5%	31.2%	0.0%
Community	0.0%	51.2%	3.2%	41.5%	4.1%
Male	0.0%	52.2%	3.6%	39.8%	4.4%
Female	0.0%	40.0%	0.0%	60.0%	0.0%

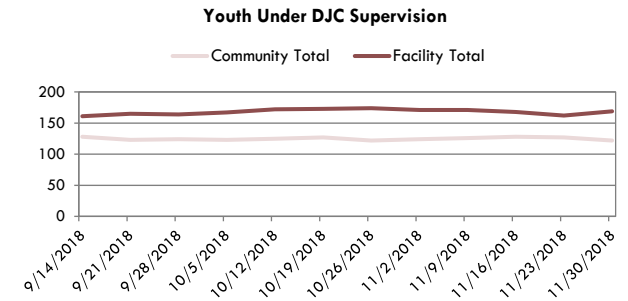
Mental Health

94% of Female Youth at Copper Lake have a mental health condition*. Of the total female population, 81% have a serious condition.

79% of Male Youth at Lincoln Hills have a mental health condition*. Of the total male population, 26% have a serious condition.

*e.g. personality disorder, severe depression

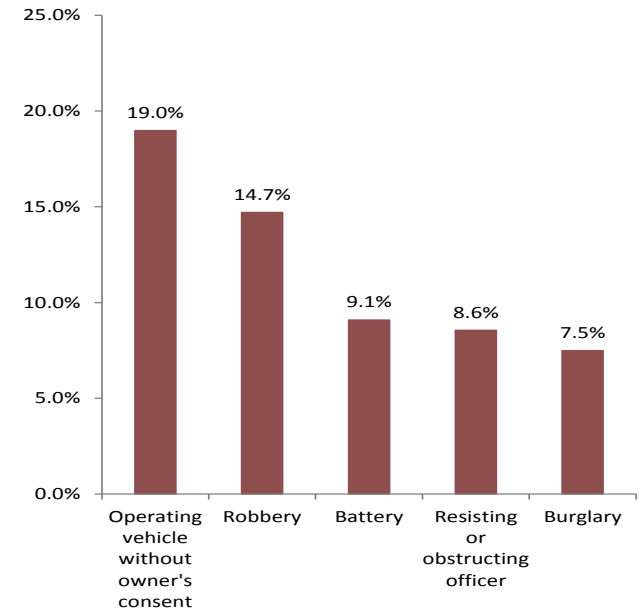
Population Trends



Community numbers include only those youth supervised by DJC upon release.

Facility numbers include both long term (commitments) and short term (sanctions & detention) placements at CLS, LHS, Grow, and MJTC.

Prominent Offenses for Youth in a Facility



Youth by County of Commitment *(as of 11/30/2018)*

County	CLS	LHS	Total
Brown	0	8	8
Dane	3	6	9
Fond Du Lac	0	1	1
Kenosha	0	4	4
Manitowoc	0	2	2
Marinette	0	2	2
Milwaukee	6	77	83
Oneida	1	1	2
Outagamie	0	1	1
Ozaukee	1	0	1
Portage	1	1	2
Price	0	1	1
Racine	1	9	10
Rock	0	1	1
Shawano	2	0	2
Sheboygan	0	2	2
Walworth	0	1	1
Waukesha	1	1	2
Wood	0	1	1
Total	16	119	135

To select one county of commitment for the youth, a hierarchy of commitment types was developed:

Adult Prison, Serious Juvenile Offense, Juvenile, Tribal, Other State, and Adult Probation

Grow Academy Sales

The Grow Academy is a residential correctional program consisting of an agriculturally based educational curriculum, community partnerships and cognitive behavioral treatment.

2017-18 Grow Sales	
October-December 2017	\$1,792.28
January-March 2018	\$1,165.25
April-June 2018	\$2,228.80
July-September 2018	\$3,138.25

Education at CLS/LHS

July 2017 – June 2018

High School Achievements	LHS	CLS	Total
Credits Earned	248.75	38.5	287.25
Diplomas Awarded	1	1	2
Equivalency Diplomas Awarded	26	1	27

Division of Juvenile Corrections



Corrections at a Glance

November 2018

For further information, contact:

Wisconsin Department of Corrections
3099 East Washington Avenue
Post Office Box 8930
Madison, Wisconsin 53708-8930
Phone: (608) 240-5900
Fax: (608) 240-3371

Brochure available online at:
www.doc.wi.gov/Pages/DataResearch/DataAndReports

We Believe In **YOU!**

Youth

Our organization

Uniting families and communities

DJC: Building hope to develop healthy youth, caring professionals, strong families, and safe communities.