

## END OF MONTH PRISON POPULATION\*

### NOVEMBER 2023

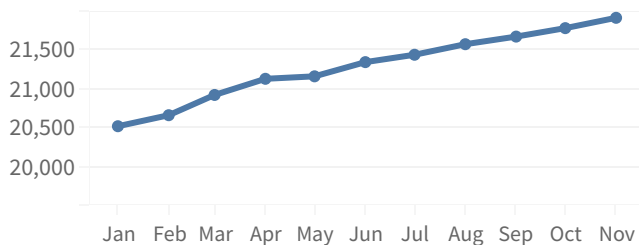
	Facility	Population	
<b>Maximum</b>	Columbia CI	413	
	Dodge CI	1,596	
	Green Bay CI	979	
	Taycheedah CI	858	
	Waupun CI	970	
	Wisconsin Secure Program Facility	445	
	Wisconsin Resource Center	375	
	<b>Medium</b>	Fox Lake CI	1,276
Jackson CI		1,003	
Kettle Moraine CI		929	
Milwaukee Secure Detention Facility		592	
New Lisbon CI		1,043	
Oshkosh CI		2,024	
Racine CI		1,598	
Racine Youthful Offender CF		459	
Redgranite CI		1,027	
Stanley CI		1,561	
<b>Minimum</b>		Chippewa Valley CTF	503
		Oakhill CI	777
		Prairie du Chien CI	518
		Sturtevant Transitional Facility	150
	Correctional Centers male (14)	2,055	
	Correctional Centers female (2)	579	
Contract Bed	195		
<b>Grand Total</b>		21,925	

Total Males 20,446  
Total Females 1,479

\*On 11/30/2023, there were 32 PIOC in out-of-state facilities. Data for these individuals is not included in the rest of this document.

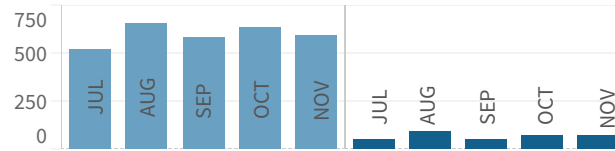
## MONTHLY PRISON POPULATION TREND

### January 2023 - November 2023



## ADMISSIONS TO PRISON

### July 2023 - November 2023



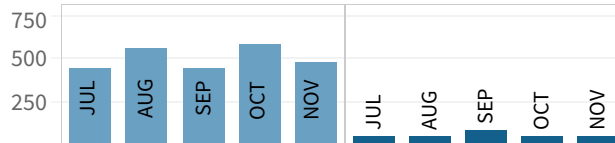
	MALE	FEMALE
JUL	526	56
AUG	653	92
SEP	579	56
OCT	632	75
NOV	591	68

### TOTAL NOVEMBER ADMISSIONS 659

New Sentence Only	217	32.9%
Revocation-New Sentence	78	11.8%
Revocation Only (with or w/o pending charges)	355	53.9%
ATR	9	1.4%

\*Starting in March 2022, the DAI AAG will no longer include DCC holds in its DAI admissions and releases counts. For these numbers, please see the [Holds and Short-Term Sanctions Dashboards](#) (on the DOC public website under Data and Rep..)

## RELEASES FROM PRISON



	MALE	FEMALE
JUL	440	48
AUG	565	48
SEP	448	87
OCT	580	43
NOV	477	46

### TOTAL NOVEMBER RELEASES 523

Extended Supervision	445	85.1%
Mandatory Release	31	5.9%
Paroled	15	2.9%
Discharge from Sentence	18	3.4%
Release from ATR	11	2.1%
Other	3	0.6%

## AGE

	Males	Females
Oldest Person in our Care	92	80
Youngest Person in our Care	18	18
Average Age	40	39
	Males	Females
19 and younger	191	8
20-29	4,034	277
30-39	6,450	548
40-49	4,860	362
50-59	3,060	200
60-69	1,467	66
70 and Older	384	18

## RACE AND ETHNICITY

	Males	Females
White	51%	71%
Black	42%	19%
American Indian/Alaskan Native	5%	9%
Asian or Pacific Islander	1%	1%
Ethnicity		
Hispanic or Latino	11%	8%

## HIGHEST GRADE COMPLETED

	Males	Females
< 9th grade	3%	2%
9th through 12th grade- no HS..	24%	20%
HSED/GED	48%	43%
Some Grad or Voc	17%	25%
Associates, Bachelors, Masters,..	6%	9%
Unknown	1%	1%

## MENTAL HEALTH

42% of Male Persons in our Care have a mental health condition.

Of these, 7% have a serious condition.\*

91% of Female Persons in our Care have a mental health condition.

Of these, 27% have a serious condition.\*

\*e.g. bipolar disorder, schizophrenia, personality disorder, severe depression

## EDUCATION

Award Type	
HSED	12
GED	4
<b>Grand Total</b>	<b>16</b>

## PROGRAMS AND ACTIVITIES

Adult Basic Education	Pre-Release
Anger Management	Recreation
Career Technical Education	Reentry Initiatives
Cognitive Behavioral Programs	Religious Programs
Community Service	Sex Offender Treatment
Domestic Violence	Substance Use Disorder
Parenting	Work Programs

## COST PER PERSON

July 1, 2022 - June 30, 2023

	Daily	One Year
Males	\$128	\$46,873
Females	\$124	\$45,276
<b>Facilities by Security Level</b>	<b>Daily</b>	<b>One Year</b>
Maximum	\$135	\$49,406
Medium	\$133	\$48,661
Minimum/Centers	\$88	\$32,164



# DIVISION OF ADULT INSTITUTIONS

## CORRECTIONS AT A GLANCE

NOVEMBER 2023

### For further information, contact:

Wisconsin Department of Corrections  
3099 East Washington Avenue  
Post Office Box 7925  
Madison, Wisconsin 53707-7925

Phone: (608) 240-5104  
Fax: (608) 240-3310  
<https://doc.wi.gov>

The Division of Adult Institutions protects the public through secure and humane treatment of Persons in Our Cares committed to its custody and affords Persons in Our Cares the opportunity to gain skills and insight into their criminal behavior that are needed to support a crime-free life upon release to the community.