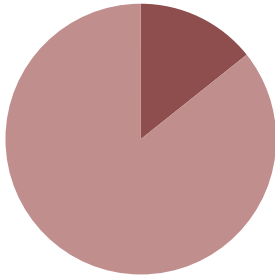


Admissions

	Male	Female	Total
New Commitment (State)	6	0	6
Court order committing Youth to a juvenile correctional facility			
Change of Placement	3	0	3
Youth returning to a facility without a new commitment			
DJC Sanction/Hold	5	1	6
County Sanction/Hold	3	0	3
Direct County Referral	1	0	1
Transfer from DAJ	2	0	2
Total	20	1	21

New Commitments by County and Type

■ Adult 14% ■ Juvenile 86% ■ SJO 0%



New commitments in January were from the following counties:
Adams, Dane, Milwaukee

Releases

	Male	Female	Total
Transfer to Type 2	4	1	5
Expiration of Commitment	2	0	2
Release from a County Sanction/Hold	2	0	2
Release to County Supervision	5	0	5
Terminated from Grow Program	3	0	3
Release to DAJ	5	0	5
Total	21	1	22

Age

	15 and Younger	16	17	18	Over 18
Facility	18.2%	30.1%	40.9%	4.5%	6.3%
Male	17.3%	28.4%	42.6%	4.9%	6.8%
Female	28.6%	50.0%	21.4%	0.0%	0.0%
Community	0.0%	7.6%	15.1%	17.9%	59.4%
Male	0.0%	8.3%	14.4%	19.6%	57.7%
Female	0.0%	0.0%	22.2%	0.0%	77.8%

Race

	Asian/ Pacific Islander	Black	North American Indian	White	Unknown
Facility	0.6%	69.9%	4.0%	25.0%	0.5%
Male	0.6%	71.0%	3.1%	24.7%	0.6%
Female	0.0%	57.1%	14.3%	28.6%	0.0%
Community	0.0%	52.8%	1.0%	43.4%	2.8%
Male	0.0%	53.6%	1.0%	42.3%	3.1%
Female	0.0%	44.4%	0.0%	55.6%	0.0%

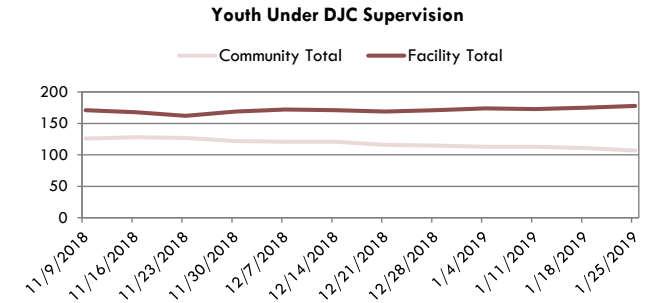
Mental Health

100% of Female Youth at Copper Lake have a mental health condition*. Of the total female population, 71% have a serious condition.

73% of Male Youth at Lincoln Hills have a mental health condition*. Of the total male population, 25% have a serious condition.

*e.g. personality disorder, severe depression

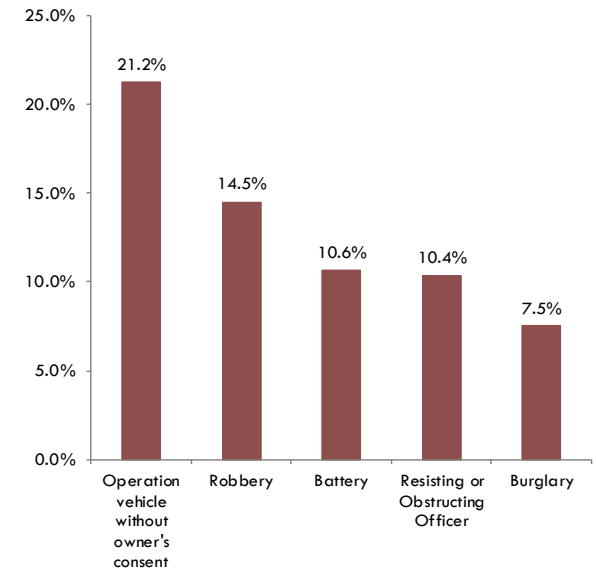
Population Trends



Community numbers include only those youth supervised by DJC upon release.

Facility numbers include both long term (commitments) and short term (sanctions & detention) placements at CLS, LHS, Grow, and MJTC.

Prominent Offenses for Youth in a Facility



Youth by County of Commitment (as of 1/31/2019)

County	CLS	LHS	Total
Adams	0	1	1
Brown	0	10	10
Calumet	0	1	1
Dane	3	12	15
Douglas	0	1	1
Fond Du Lac	0	1	1
Kenosha	1	4	5
Manitowoc	0	1	1
Marinette	0	2	2
Milwaukee	6	83	89
Onedia	1	1	2
Outagamie	0	1	1
Ozaukee	1	0	1
Portage	0	1	1
Price	0	1	1
Racine	0	8	8
Rock	0	1	1
Shawano	2	0	2
Sheboygan	0	2	2
Taylor	0	1	1
Walworth	0	1	1
Waukesha	1	0	1
Wood	0	1	1
Total	15	134	149

To select one county of commitment for the youth, a hierarchy of commitment types was developed:

Adult Prison, Serious Juvenile Offense, Juvenile, Tribal, Other State, and Adult Probation

Grow Academy Sales

The Grow Academy is a residential correctional program consisting of an agriculturally based educational curriculum, community partnerships and cognitive behavioral treatment.

2018 Grow Sales	
January-March 2018	\$1,165.25
April-June 2018	\$2,228.80
July-September 2018	\$3,138.25
October-December 2018	\$1,586.50

Education at CLS/LHS

July 2017 – June 2018

High School Achievements	LHS	CLS	Total
Credits Earned	248.75	38.5	287.25
Diplomas Awarded	1	1	2
Equivalency Diplomas Awarded	26	1	27

Division of Juvenile Corrections



Corrections at a Glance

January 2019

For further information, contact:

Wisconsin Department of Corrections
3099 East Washington Avenue
Post Office Box 8930
Madison, Wisconsin 53708-8930
Phone: (608) 240-5900
Fax: (608) 240-3371

Brochure available online at:
www.doc.wi.gov/Pages/DataResearch/DataAndReports

We Believe In **YOU!**

Youth

Our organization

Uniting families and communities

DJC: Building hope to develop healthy youth, caring professionals, strong families, and safe communities.