

END OF MONTH PRISON POPULATION*

JANUARY 2025

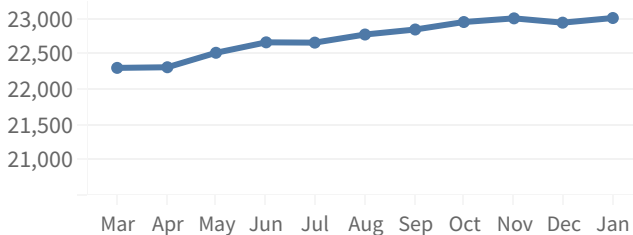
	Facility	Population	
Maximum	Columbia CI	682	
	Dodge CI	1,667	
	Green Bay CI	1,081	
	Taycheedah CI	936	
	Waupun CI	733	
	Wisconsin Secure Program Facility	467	
	Wisconsin Resource Center	378	
	Medium	Fox Lake CI	1,388
Jackson CI		999	
Kettle Moraine CI		1,138	
Milwaukee Secure Detention Facility		659	
New Lisbon CI		1,036	
Oshkosh CI		2,068	
Racine CI		1,773	
Racine Youthful Offender CF		474	
Redgranite CI		1,026	
Stanley CI		1,571	
Minimum		Chippewa Valley CTF	457
		Oakhill CI	829
		Prairie du Chien CI	516
		Sturtevant Transitional Facility	151
	Correctional Centers male (14)	2,121	
	Correctional Centers female (2)	594	
	Contract Bed	264	
	Lincoln County Jail Contract	15	
Grand Total		23,023	

Total Males 21,457
Total Females 1,566

*On 1/31/2025, there were 29 PIOC in out-of-state facilities. Data for these individuals is not included in the rest of this document.

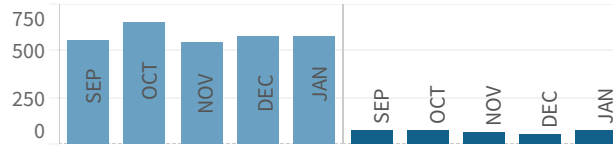
MONTHLY PRISON POPULATION TREND

March 2024 - January 2025



ADMISSIONS TO PRISON

September 2024 - January 2025



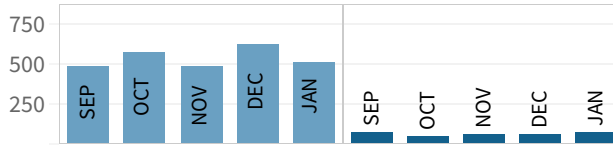
	MALE	FEMALE
SEP	557	76
OCT	657	77
NOV	547	67
DEC	577	57
JAN	581	76

TOTAL JANUARY ADMISSIONS 657

New Sentence Only	240	36.5%
Revocation-New Sentence	103	15.7%
Revocation Only (with or w/o pending charges)	300	45.7%
ATR	10	1.5%
Other	4	0.6%

*Starting in March 2022, the DAI AAG will no longer include DCC holds in its DAI admissions and releases counts. For these numbers, please see the [Holds and Short-Term Sanctions Dashboards](#) (on the DOC public website under Data and Reports).

RELEASES FROM PRISON



	MALE	FEMALE
SEP	489	70
OCT	578	55
NOV	488	68
DEC	616	68
JAN	516	70

TOTAL JANUARY RELEASES 586

Extended Supervision	521	88.9%
Mandatory Release	24	4.1%
Paroled	14	2.4%
Discharge from Sentence	12	2.0%
Release from ATR	11	1.9%
Other	4	0.7%

AGE

	Males	Females
Oldest Person in our Care	94	81
Youngest Person in our Care	18	18
Average Age	41	39
	Males	Females
19 and younger	187	7
20-29	3,964	270
30-39	6,748	620
40-49	5,294	380
50-59	3,145	194
60-69	1,668	75
70 and Older	451	20

RACE AND ETHNICITY

	Males	Females
White	51%	69%
Black	42%	21%
American Indian/Alaskan Native	5%	10%
Asian or Pacific Islander	1%	1%
Ethnicity		
Hispanic or Latino	12%	8%

HIGHEST GRADE COMPLETED

	Males	Females
< 9th grade	3%	2%
9th through 12th grade- no HS..	23%	18%
HSED/GED	49%	44%
Some Grad or Voc	17%	26%
Associates, Bachelors, Masters,..	6%	10%
Unknown	1%	1%

MENTAL HEALTH

42% of Male Persons in our Care have a mental health condition.

Of these, 7% have a serious condition.*

91% of Female Persons in our Care have a mental health condition.

Of these, 22% have a serious condition.*

*e.g. bipolar disorder, schizophrenia, personality disorder, severe depression

EDUCATION

Award Type

GED/HSED	63
----------	----

PROGRAMS AND ACTIVITIES

Adult Basic Education	Pre-Release
Anger Management	Recreation
Career Technical Education	Reentry Initiatives
Cognitive Behavioral Programs	Religious Programs
Community Service	Sex Offender Treatment
Domestic Violence	Substance Use Disorder
Parenting	Work Programs

COST PER PERSON

July 1, 2023 - June 30, 2024

	Daily	One Year
Males	\$142	\$51,801
Females	\$157	\$57,307

Facilities by Security Level	Daily	One Year
Maximum	\$190	\$69,599
Medium	\$136	\$49,807
Minimum/Centers	\$147	\$53,887



DIVISION OF ADULT INSTITUTIONS

CORRECTIONS AT A GLANCE

JANUARY 2025

For further information, contact:

Wisconsin Department of Corrections
3099 East Washington Avenue
Post Office Box 7925
Madison, Wisconsin 53707-7925

Phone: (608) 240-5104
Fax: (608) 240-3310
<https://doc.wi.gov>

The Division of Adult Institutions protects the public through secure and humane treatment of Persons in Our Cares committed to its custody and affords Persons in Our Cares the opportunity to gain skills and insight into their criminal behavior that are needed to support a crime-free life upon release to the community.