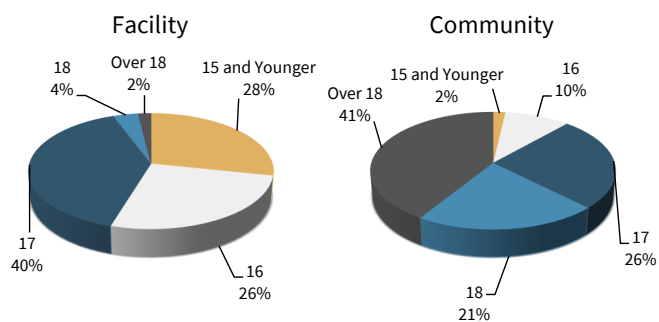


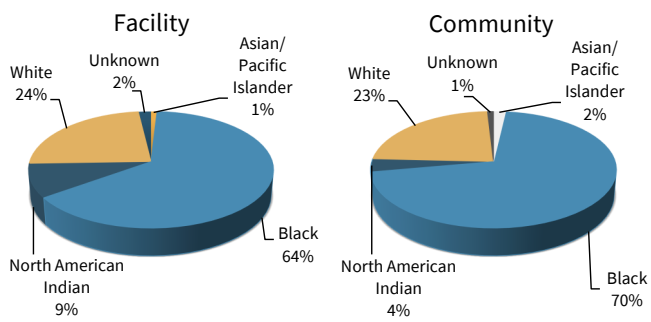
## End of the Month Population

	Male	Female
Copper Lake School	0	16
Grow Academy	6	0
Lincoln Hills School	61	0
Mendota Juvenile Treatment Center	21	2
<b>Facility Total</b>	<b>88</b>	<b>18</b>
NWRO (NW Regional Offices) WI Youth	24	3
NWRO Interstate Compact Juveniles	12	4
SERO (SE Regional Office) WI Youth	60	0
SERO Interstate Compact Juveniles	9	0
<b>Community Total</b>	<b>105</b>	<b>7</b>

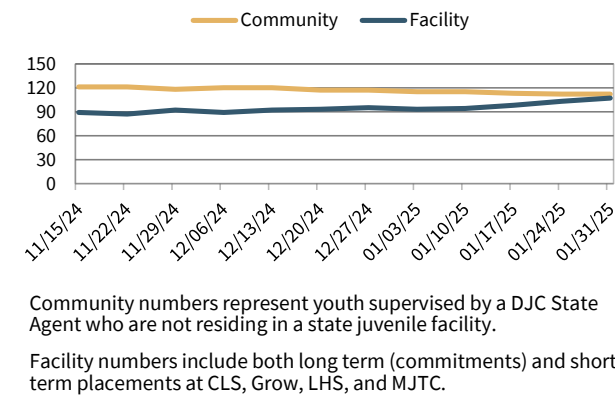
## Age



## Race



## Population Trends



## Facility Admissions

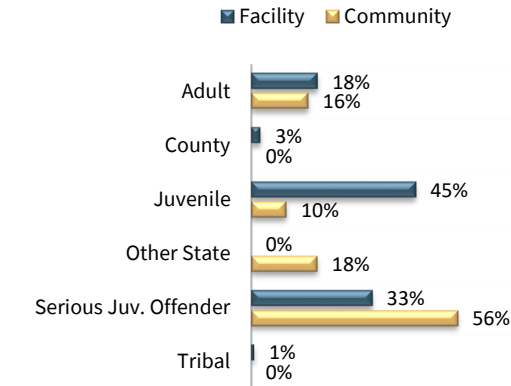
	Male	Female	Total
DJC Commitment*	17	1	18
Youth admitted to a facility under a court ordered state juvenile commitment			
<b>Total</b>	<b>17</b>	<b>1</b>	<b>18</b>

\*Commitments in January were from the following counties: Brown, Fond du Lac, Kenosha, Milwaukee, Rock

## Facility Releases

	Male	Female	Total
Expiration of Commitment	4	0	4
Other	2	0	2
Release per Court Order	1	0	1
Release to County Supervision	3	1	4
Terminated from Grow Program	1	0	1
Transfer to Community Supervision	2	0	2
Transfer to Grow Academy	1	0	1
<b>Total</b>	<b>14</b>	<b>1</b>	<b>15</b>

## Commitment Types\*



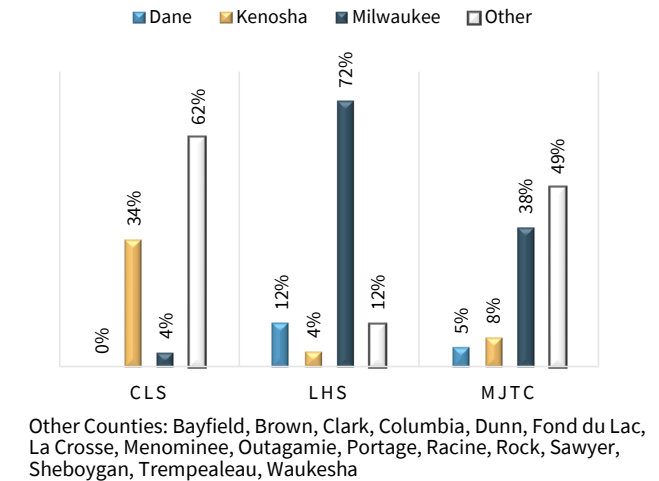
## Dual Commitments\*\*

Of 218 total youth under DJC's care, 41 have a dual commitment.

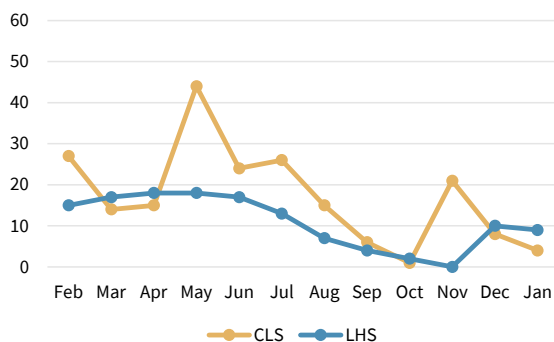
\*Youth can have multiple commitments at the same time. Commitment Type data represents all commitments held by youth under DJC's care.

\*\*Dual Commitments are defined by youth with commitments by both the juvenile and adult court system. Adult commitments include prison and probation sentencing.

## Facility Commitments by County

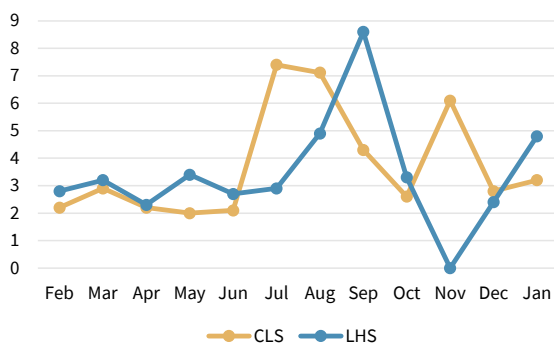


## Administrative Confinement Placements

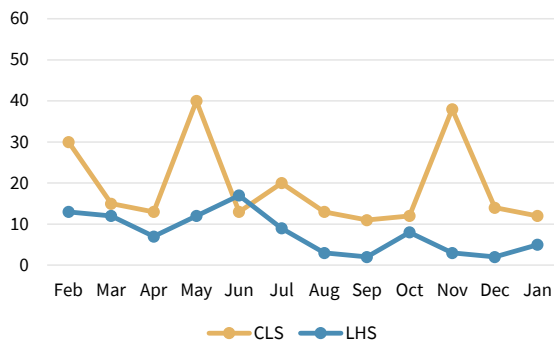


Youth pending transfer are not included in the average Administrative Confinement duration.

## Avg. Hours in Administrative Confinement



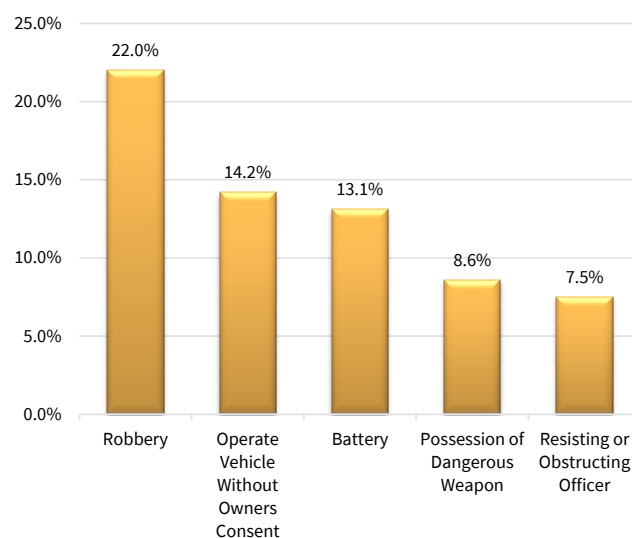
## Physical Interaction\*



Administrative Confinement and Physical Intervention statistics are from February 2024 - January 2025.

\*Physical Interaction is defined by the use of physical or mechanical restraints for youth and staff safety.

## Prominent Offenses for Youth at CLS/LHS



## Education at CLS/LHS

July 2023 – June 2024

High School Achievements	LHS	CLS	Total
Credits Earned	160.25	19.75	180.00
Diplomas Awarded	4	0	4
Equivalency Diplomas Awarded	8	0	8



# Division of Juvenile Corrections

## Corrections at a Glance

January 2025

### For further information, contact:

Wisconsin Department of Corrections  
3099 East Washington Avenue  
Post Office Box 8930  
Madison, Wisconsin 53708-8930  
Phone: (608) 240-5900  
Fax: (608) 240-3371

Brochure available online at:  
[www.doc.wi.gov/Pages/DataResearch/DataAndReports](http://www.doc.wi.gov/Pages/DataResearch/DataAndReports)

### We Believe In YOU!

Youth  
Our organization  
Uniting families and communities

DJC: Building hope to develop healthy youth, caring professionals, strong families, and safe communities.