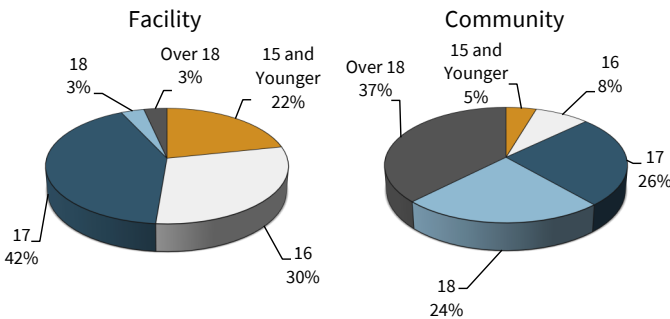


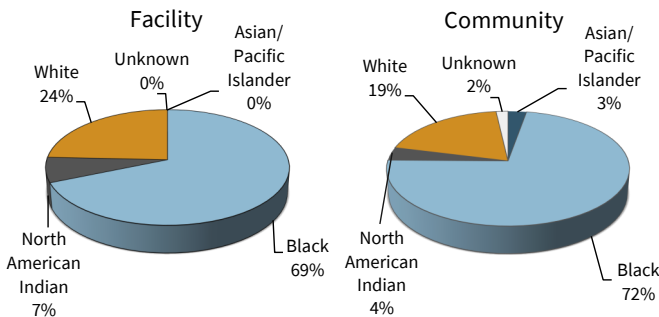
## End of the Month Population

|                                     | Male       | Female    |
|-------------------------------------|------------|-----------|
| Copper Lake School                  | 0          | 9         |
| Grow Academy                        | 4          | 0         |
| Lincoln Hills School                | 71         | 0         |
| Mendota Juvenile Treatment Center   | 24         | 7         |
| <b>Facility Total</b>               | <b>99</b>  | <b>16</b> |
| NWRO (NW Regional Offices) WI Youth | 27         | 3         |
| NWRO Interstate Compact Juveniles   | 6          | 1         |
| SERO (SE Regional Office) WI Youth  | 67         | 0         |
| SERO Interstate Compact Juveniles   | 5          | 0         |
| <b>Community Total</b>              | <b>105</b> | <b>4</b>  |

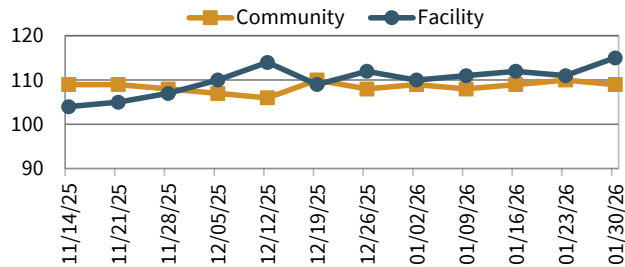
## Age



## Race



## Population Trends



Community numbers represent youth supervised by a DJC State Agent who are not residing in a state juvenile facility.

Facility numbers include both long term (commitments) and short term placements at CLS, Grow, LHS, and MJTC.

## Facility Admissions

|  | Male      | Female   | Total     |
|--|-----------|----------|-----------|
| Change of Placement  | 0         | 1        | 1         |
| Youth returning to a facility from County Supervision under a previous order |           |          |           |
| Direct County Referral   | 1         | 0        | 1         |
| DJC Commitment*  | 9         | 1        | 10        |
| Youth admitted to a facility under a court ordered state juvenile commitment |           |          |           |
| DJC Sanction/Hold  | 1         | 1        | 2         |
| Transfer from DAI  | 1         | 0        | 1         |
| <b>Total</b>   | <b>12</b> | <b>3</b> | <b>15</b> |

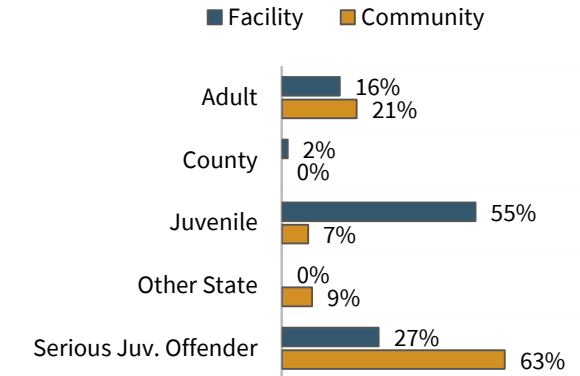
\*Commitments in January were from the following counties:

Fond du Lac, Lincoln, Milwaukee, Racine, Sauk

## Facility Releases

|                                   | Male      | Female   | Total     |
|-----------------------------------|-----------|----------|-----------|
| Expiration of Commitment          | 4         | 1        | 5         |
| Release to County Supervision     | 1         | 1        | 2         |
| Release to DAI                    | 4         | 0        | 4         |
| Transfer to Community Supervision | 2         | 0        | 2         |
| <b>Total</b>                      | <b>11</b> | <b>2</b> | <b>13</b> |

## Commitment Types\*



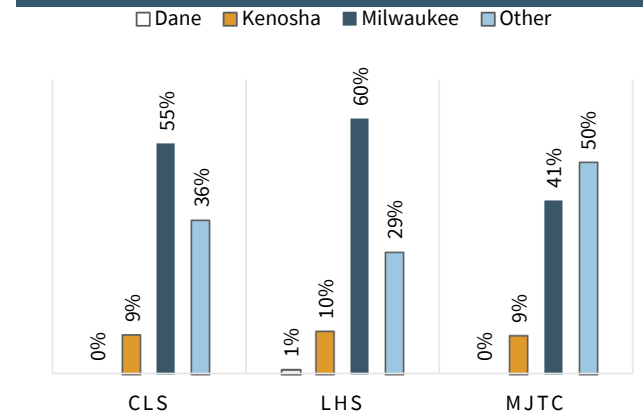
## Dual Commitments\*\*

Of 224 total youth under DJC's care, 41 have a dual commitment.

\*Youth can have multiple commitments at the same time. Commitment Type data represents all commitments held by youth under DJC's care.

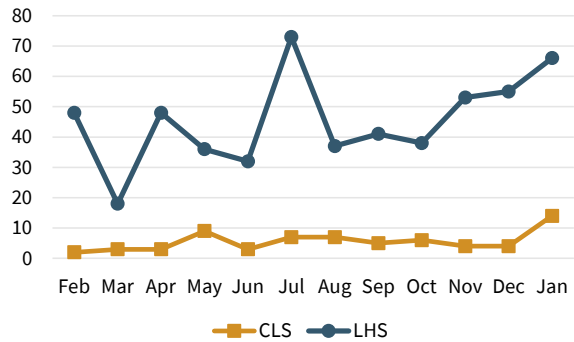
\*\*Dual Commitments are defined by youth with commitments by both the juvenile and adult court system. Adult commitments include prison and probation sentencing.

## Facility Commitments by County



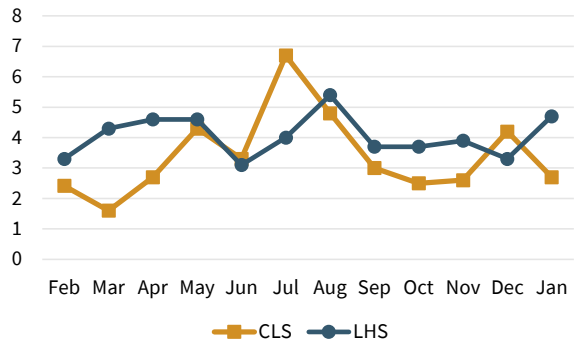
Other Counties: Bayfield, Brown, Clark, Dodge, Douglas, Fond du Lac, La Crosse, Lincoln, Marathon, Oneida, Outagamie, Polk, Racine, Rock, Sauk, Sawyer, Sheboygan, St. Croix, Vilas, Walworth, Washington, Waukesha, Winnebago, Wood

## Administrative Confinement Placements

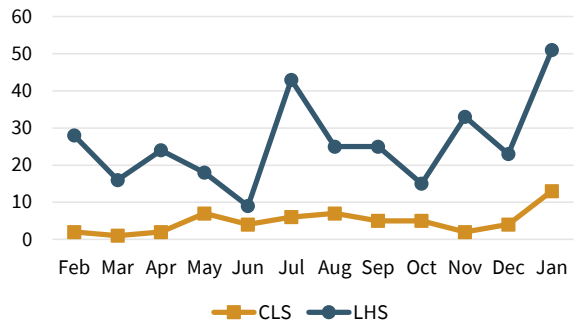


Youth pending transfer are not included in the average Administrative Confinement duration.

## Avg. Hours in Administrative Confinement



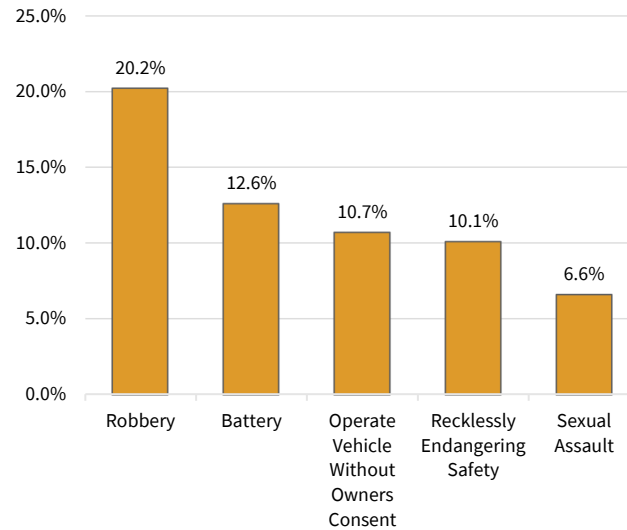
## Physical Interaction\*



Administrative Confinement and Physical Intervention statistics are from February 2025 - January 2026.

\*Physical Interaction is defined by the use of physical or mechanical restraints for youth and staff safety.

## Prominent Offenses for Youth at CLS/LHS



## Education at CLS/LHS July 2024 - June 2025

| High School Achievements     | LHS    | CLS   | Total  |
|------------------------------|--------|-------|--------|
| Credits Earned               | 281.25 | 62.75 | 344.00 |
| Diplomas Awarded             | 1      | 1     | 2      |
| Equivalency Diplomas Awarded | 10     | 2     | 12     |



# Division of Juvenile Corrections

## Corrections at a Glance

January 2026

### For further information, contact:

Wisconsin Department of Corrections  
 3099 East Washington Avenue  
 Post Office Box 8930  
 Madison, Wisconsin 53708-8930  
 Phone: (608) 240-5900  
 Fax: (608) 240-3371

Brochure available online at:  
[www.doc.wi.gov/Pages/DataResearch/DataAndReports](http://www.doc.wi.gov/Pages/DataResearch/DataAndReports)

### We Believe In YOU!

Youth  
 Our organization  
 Uniting families and communities

DJC: Building hope to develop healthy youth, caring professionals, strong families, and safe communities.