

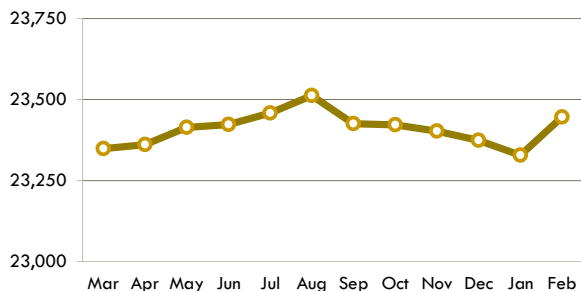
End of Month Inmate Population*

February 2019

Facility	Population
Maximum Security	
Columbia CI	805
Dodge CI	1,601
Green Bay CI	1,097
Taycheedah CI	926
Waupun CI	1,264
Wisconsin Secure Program Facility	480
Wisconsin Resource Center	396
Medium Security	
Fox Lake CI	1,355
Jackson CI	993
Kettle Moraine CI	1,187
Milwaukee Secure Detention Facility	504
New Lisbon CI	1,050
Oshkosh CI	2,043
Prairie Du Chien CI	520
Racine CI	1,678
Racine Youthful Offender CF	457
Redgranite CI	1,017
Stanley CI	1,585
Minimum Security	
Chippewa Valley CTF	506
Oakhill CI	746
Strutevant Transitional Facility	150
Correctional Centers male (14)	1,979
Correctional Centers female (2)	555
Contract Beds	
552	
Total Males	21,918
Total Females	1,528
Grand Total	23,446

Monthly Inmate Population Trend

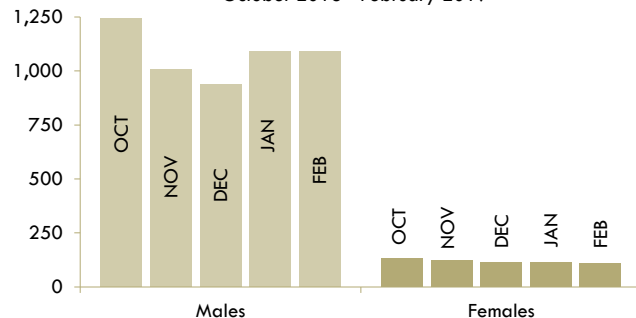
March 2018 - February 2019



*As of the last Friday of each month

Admissions to Prison

October 2018 - February 2019

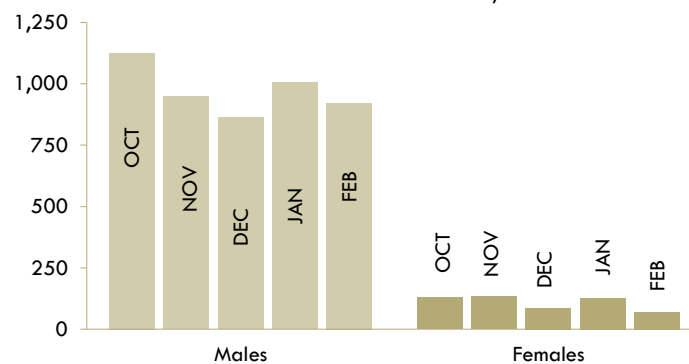


Releases by Type

Total Releases	992
Mandatory Release/Extended Supervision	58%
Released from DCC Hold	26%
Released from ATR	8%
Discharged from Sentence	4%
Paroled	2%

Releases from Prison

October 2018 - February 2019



Age

	Males	Females
Oldest Inmate	95	79
Youngest Inmate	16	17
Average Age	38.55	36.81

Category

Category	Males	Females
19 and under	322	19
20-29	5,728	421
30-39	6,939	571
40-49	4,540	301
50-59	2,977	174
60-69	1,174	36
70 and above	292	10

Race and Ethnicity

	Males	Females
White	51%	68%
Black	43%	22%
American Indian/Alaskan Native	4%	8%
Asian or Pacific Islander	1%	1%

Ethnicity

Hispanic or Latino	8%	3%
--------------------	----	----

Highest Grade Completed

	Males	Females
< 9th Grade	4%	3%
9th - 12th Grade no HSED	26%	23%
HSED/GED	46%	43%
Some Grad or Voc.	17%	23%
Associates, Bachelors, Masters, or PhD.	5%	7%
Unknown	2%	1%

Mental Health

39% of Male inmates have a mental health condition. Of these 8% have a serious condition*

84% of Female inmates have a mental health condition. Of these 30% have a serious condition*

*e.g. bipolar disorder, schizophrenia, personality disorder, severe depression

Education

	Awards This Month
HSED	18
GED	34
Total	52

Inmate Programs and Activities

Adult Basic Education	Pre-Release
Anger Management	Recreation
Career Technical Education	Reentry Initiatives
Cognitive Behavioral Programs	Religious Programs
Community Service	Sex Offender Treatment
Domestic Violence	Substance Use Disorder
Parenting	Work Programs

Cost per Inmate

July 1, 2017 - June 30, 2018

	Daily	One Year
Males	\$89	\$32,450
Females	\$100	\$36,570
Facilities by Security Level	Daily	One Year
Maximum	\$108	\$39,518
Medium	\$89	\$32,460
Minimum/Centers	\$88	\$32,254

Division of Adult Institutions



Corrections at a Glance

February 2019

For further information, contact:

Wisconsin Department of Corrections
3099 East Washington Avenue
Post Office Box 7925
Madison, Wisconsin 53707-7925

Phone: (608) 240-5104
Fax: (608) 240-3310
<https://doc.wi.gov>

The Division of Adult Institutions protects the public through secure and humane treatment of inmates committed to its custody and affords inmates the opportunity to gain skills and insight into their criminal behavior that are needed to support a crime-free life upon release to the community