

## END OF MONTH PRISON POPULATION\*

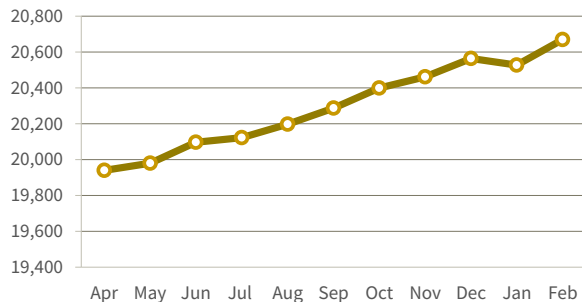
### FEBRUARY 2023

Facility	Population
<b>Maximum Security</b>	
Columbia CI	322
Dodge CI	1,513
Green Bay CI	956
Taycheedah CI	794
Waupun CI	990
Wisconsin Secure Program Facility	374
Wisconsin Resource Center	373
<b>Medium Security</b>	
Fox Lake CI	1,131
Jackson CI	1,006
Kettle Moraine CI	985
Milwaukee Secure Detention Facility	383
New Lisbon CI	1,045
Oshkosh CI	2,045
Racine CI	1,515
Racine Youthful Offender CF	441
Redgranite CI	1,005
Stanley CI	1,562
<b>Minimum Security</b>	
Chippewa Valley CTF	381
Oakhill CI	757
Prairie du Chien CI	521
Sturtevant Transitional Facility	148
Correctional Centers male (14)	1,938
Correctional Centers female (2)	479
<b>Contract Beds*</b>	<b>6</b>
<b>Grand Total</b>	<b>20,670</b>
Total Males	19,360
Total Females	1,310

\*On February 28, there were 32 PIOC in out-of-state facilities. Data for these individuals is not included in the rest of this document.

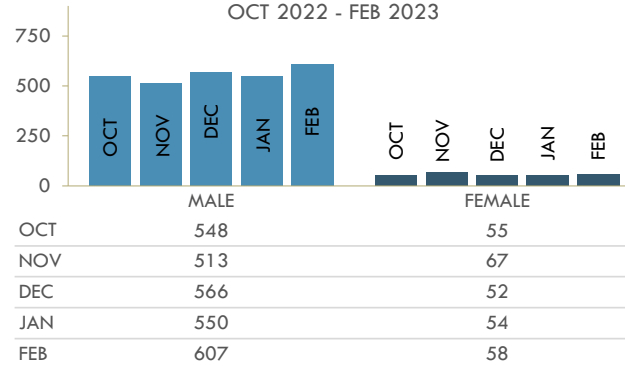
## MONTHLY PRISON POPULATION TREND

### APRIL 2022 - FEBRUARY 2023



## ADMISSIONS TO PRISON

### OCT 2022 - FEB 2023



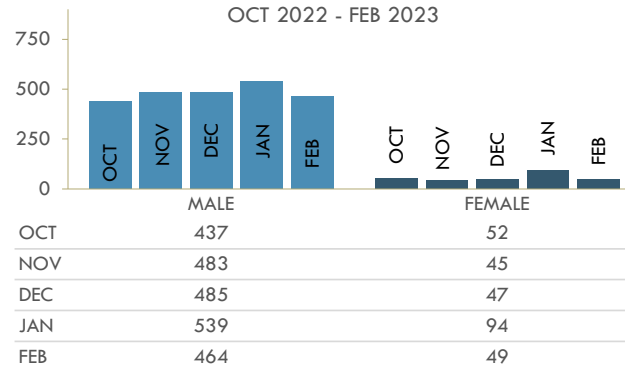
### TOTAL FEBRUARY ADMISSIONS 665

New Sentence Only	273	41.1%
Revocation-New Sentence	95	14.3%
Revocation Only (with or without pending charges)	281	42.3%
Other	4	0.6%
ATR	12	1.8%

\*Starting in March 2022, the DAI AAG will no longer include DCC holds in its DAI admissions and releases counts. For these numbers, please see the [Holds and Short-Term Sanctions Dashboards](#) (on the DOC public website under Data and Reports).

## RELEASES FROM PRISON

### OCT 2022 - FEB 2023



### TOTAL FEBRUARY RELEASES 513

Extended Supervision	445	86.7%
Mandatory Release	27	5.3%
Paroled	11	2.1%
Discharged from Sentence	15	2.9%
Released from ATR	12	2.3%
Other	3	0.6%

## AGE

	Males	Females
Oldest Person in our Care	99	79
Youngest Person in our Care	18	18
Average Age	40	39

### Category

19 and younger	145	7
20-29	3,995	258
30-39	6,098	490
40-49	4,429	304
50-59	2,945	183
60-69	1,381	54
70 and older	367	14

## RACE AND ETHNICITY

	Males	Females
White	51%	73%
Black	42%	18%
American Indian/Alaskan Native	5%	9%
Asian or Pacific Islander	1%	1%
Ethnicity		
Hispanic or Latino	5%	7%

## HIGHEST GRADE COMPLETED

	Males	Females
< 9th Grade	3%	2%
9th - 12th Grade no HSED	25%	22%
HSED/GED	47%	42%
Some Grad or Voc.	18%	25%
Associates, Bachelors, Masters, or PhD.	6%	8%
Unknown	1%	1%

## MENTAL HEALTH

42% of Male Persons in our Care have a mental health condition.  
Of these, 7% have a serious condition.\*

90% of Female Persons in our Care have a mental health condition.  
Of these, 29% have a serious condition.\*

\*e.g. bipolar disorder, schizophrenia, personality disorder, severe depression

## EDUCATION

### Awards

HSED	14
GED	7
<b>Total</b>	<b>21</b>

## PROGRAMS AND ACTIVITIES

Adult Basic Education	Pre-Release
Anger Management	Recreation
Career Technical Education	Reentry Initiatives
Cognitive Behavioral Programs	Religious Programs
Community Service	Sex Offender Treatment
Domestic Violence	Substance Use Disorder
Parenting	Work Programs

## COST PER PERSON

July 1, 2021 - June 30, 2022

	Daily	One Year
Males	\$120	\$43,843
Females	\$146	\$53,271
<b>Facilities by Security Level</b>	<b>Daily</b>	<b>One Year</b>
Maximum	\$151	\$55,253
Medium	\$123	\$45,070
Minimum/Centers	\$132	\$48,229



# DIVISION OF ADULT INSTITUTIONS

## CORRECTIONS AT A GLANCE

FEBRUARY 2023

### For further information, contact:

Wisconsin Department of Corrections  
3099 East Washington Avenue  
Post Office Box 7925  
Madison, Wisconsin 53707-7925

Phone: (608) 240-5104  
Fax: (608) 240-3310  
<https://doc.wi.gov>

The Division of Adult Institutions protects the public through secure and humane treatment of Persons in Our Cares committed to its custody and affords Persons in Our Cares the opportunity to gain skills and insight into their criminal behavior that are needed to support a crime-free life upon release to the community.