

END OF MONTH PRISON POPULATION*

FEBRUARY 2024

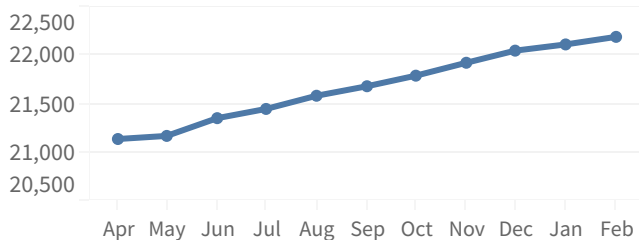
	Facility	Population	
Maximum	Columbia CI	576	
	Dodge CI	1,629	
	Green Bay CI	979	
	Taycheedah CI	872	
	Waupun CI	740	
	Wisconsin Secure Program Facility	444	
	Wisconsin Resource Center	370	
	Medium	Fox Lake CI	1,313
Jackson CI		996	
Kettle Moraine CI		1,038	
Milwaukee Secure Detention Facility		593	
New Lisbon CI		1,051	
Oshkosh CI		2,035	
Racine CI		1,738	
Racine Youthful Offender CF		454	
Redgranite CI		1,025	
Stanley CI		1,562	
Minimum		Chippewa Valley CTF	499
		Oakhill CI	790
		Prairie du Chien CI	521
		Sturtevant Transitional Facility	149
	Correctional Centers male (14)	2,038	
	Correctional Centers female (2)	589	
	Contract Bed	191	
Grand Total		22,192	

Total Males 20,692
Total Females 1,500

*On 2/29/2024, there were 32 PIOC in out-of-state facilities. Data for these individuals is not included in the rest of this document.

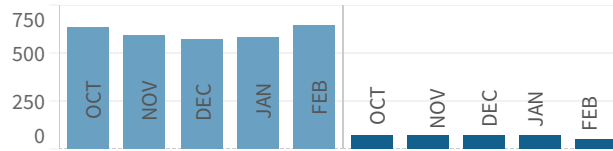
MONTHLY PRISON POPULATION TREND

April 2023 - February 2024



ADMISSIONS TO PRISON

October 2023 - February 2024



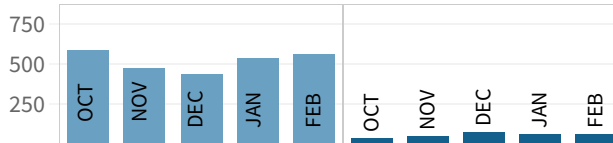
	MALE	FEMALE
OCT	634	75
NOV	590	68
DEC	573	73
JAN	586	76
FEB	644	56

TOTAL FEBRUARY ADMISSIONS 700

New Sentence Only	274	39.1%
Revocation-New Sentence	101	14.4%
Revocation Only (with or w/o pending charges)	306	43.7%
ATR	17	2.4%
Other	2	0.3%

*Starting in March 2022, the DAI AAG will no longer include DCC holds in its DAI admissions and releases counts. For these numbers, please see the [Holds and Short-Term Sanctions Dashboards](#) (on the DOC public website under Data and Rep..)

RELEASES FROM PRISON



	MALE	FEMALE
OCT	580	43
NOV	477	46
DEC	440	71
JAN	539	57
FEB	565	56

TOTAL FEBRUARY RELEASES 621

Extended Supervision	520	83.7%
Mandatory Release	50	8.1%
Paroled	11	1.8%
Discharge from Sentence	22	3.5%
Release from ATR	15	2.4%
Other	3	0.5%

AGE

	Males	Females
Oldest Person in our Care	93	80
Youngest Person in our Care	18	18
Average Age	40	39
	Males	Females
19 and younger	182	8
20-29	4,031	265
30-39	6,511	564
40-49	5,007	368
50-59	3,082	201
60-69	1,500	74
70 and Older	379	20

RACE AND ETHNICITY

	Males	Females
White	51%	70%
Black	42%	20%
American Indian/Alaskan Native	5%	9%
Asian or Pacific Islander	1%	1%
Ethnicity		
Hispanic or Latino	11%	8%

HIGHEST GRADE COMPLETED

	Males	Females
< 9th grade	3%	2%
9th through 12th grade- no HS..	24%	20%
HSED/GED	48%	42%
Some Grad or Voc	17%	25%
Associates, Bachelors, Masters,..	6%	10%
Unknown	1%	1%

MENTAL HEALTH

42% of Male Persons in our Care have a mental health condition.

Of these, 7% have a serious condition.*

90% of Female Persons in our Care have a mental health condition.

Of these, 27% have a serious condition.*

*e.g. bipolar disorder, schizophrenia, personality disorder, severe depression

EDUCATION

Award Type

GED/HSED	36
----------	----

PROGRAMS AND ACTIVITIES

Adult Basic Education	Pre-Release
Anger Management	Recreation
Career Technical Education	Reentry Initiatives
Cognitive Behavioral Programs	Religious Programs
Community Service	Sex Offender Treatment
Domestic Violence	Substance Use Disorder
Parenting	Work Programs

COST PER PERSON

July 1, 2022 - June 30, 2023

	Daily	One Year
Males	\$128	\$46,873
Females	\$124	\$45,276

Facilities by Security Level	Daily	One Year
Maximum	\$135	\$49,406
Medium	\$133	\$48,661
Minimum/Centers	\$88	\$32,164



DIVISION OF ADULT INSTITUTIONS

CORRECTIONS AT A GLANCE

FEBRUARY 2024

For further information, contact:

Wisconsin Department of Corrections
3099 East Washington Avenue
Post Office Box 7925
Madison, Wisconsin 53707-7925

Phone: (608) 240-5104
Fax: (608) 240-3310
<https://doc.wi.gov>

The Division of Adult Institutions protects the public through secure and humane treatment of Persons in Our Cares committed to its custody and affords Persons in Our Cares the opportunity to gain skills and insight into their criminal behavior that are needed to support a crime-free life upon release to the community.