

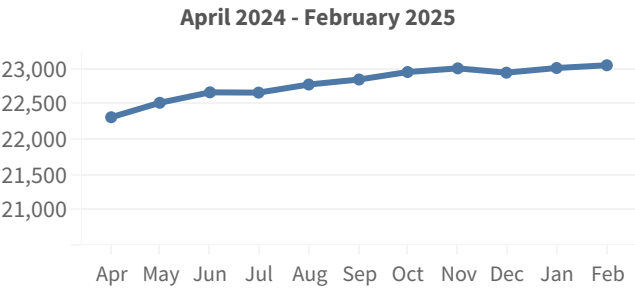
END OF MONTH PRISON POPULATION*

FEBRUARY 2025		
	Facility	Population
Maximum	Columbia CI	681
	Dodge CI	1,682
	Green Bay CI	1,092
	Taycheedah CI	944
	Waupun CI	774
	Wisconsin Secure Program Facility	470
	Wisconsin Resource Center	388
Medium	Fox Lake CI	1,392
	Jackson CI	1,007
	Kettle Moraine CI	1,140
	Milwaukee Secure Detention Facility	642
	New Lisbon CI	1,038
	Oshkosh CI	2,075
	Racine CI	1,765
	Racine Youthful Offender CF	474
	Redgranite CI	1,027
	Stanley CI	1,546
Minimum	Chippewa Valley CTF	464
	Oakhill CI	823
	Prairie du Chien CI	514
	Sturtevant Transitional Facility	148
	Correctional Centers male (14)	2,134
	Correctional Centers female (2)	582
	Contract Bed	245
	Lincoln County Jail Contract	15
Grand Total		23,062

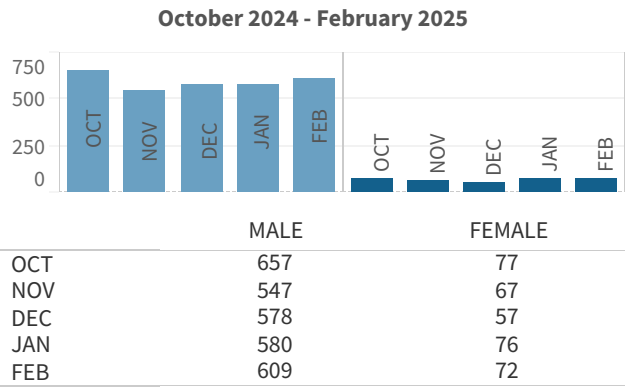
Total Males	21,498
Total Females	1,564

*On 2/28/2025, there were 29 PIOC in out-of-state facilities. Data for these individuals is not included in the rest of this document.

MONTHLY PRISON POPULATION TREND



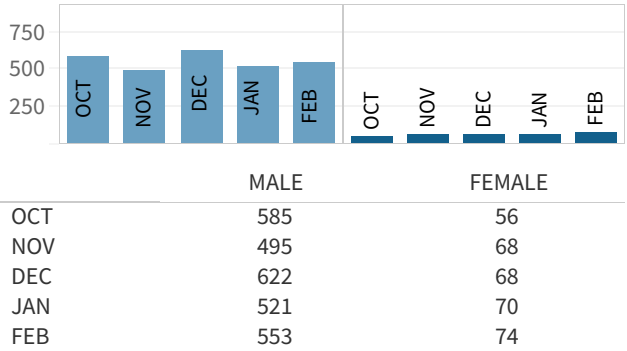
ADMISSIONS TO PRISON



TOTAL FEBRUARY ADMISSIONS		681
New Sentence Only	287	42.1%
Revocation-New Sentence	105	15.4%
Revocation Only (with or w/o pending charges)	272	39.9%
ATR	16	2.3%
Other	1	0.1%

**Starting in March 2022, the DAI AAG will no longer include DCC holds in its DAI admissions and releases counts. For these numbers, please see the [Holds and Short-Term Sanctions Dashboards](#) (on the DOC public website under Data and Reports).*

RELEASES FROM PRISON



TOTAL FEBRUARY RELEASES		627
Extended Supervision	540	86.1%
Mandatory Release	28	4.5%
Paroled	18	2.9%
Discharge from Sentence	20	3.2%
Release from ATR	15	2.4%
Other	6	1.0%

AGE

	Males	Females
Oldest Person in our Care	94	82
Youngest Person in our Care	18	18
Average Age	41	39
	Males	Females
19 and younger	194	8
20-29	3,962	266
30-39	6,746	616
40-49	5,310	383
50-59	3,158	198
60-69	1,673	73
70 and Older	455	20

RACE AND ETHNICITY

	Males	Females
White	51%	69%
Black	42%	21%
American Indian/Alaskan Native	5%	10%
Asian or Pacific Islander	1%	1%
Ethnicity		
Hispanic or Latino	12%	8%

HIGHEST GRADE COMPLETED

	Males	Females
< 9th grade	3%	2%
9th through 12th grade- no HS..	23%	18%
HSED/GED	49%	44%
Some Grad or Voc	17%	26%
Associates, Bachelors, Masters,..	6%	10%
Unknown	1%	1%

MENTAL HEALTH

42% of Male Persons in our Care have a mental health condition.

Of these, 7% have a serious condition.*

90% of Female Persons in our Care have a mental health condition.

Of these, 21% have a serious condition.*

*e.g. bipolar disorder, schizophrenia, personality disorder, severe depression

EDUCATION

Award Type

GED/HSED	28
----------	----

PROGRAMS AND ACTIVITIES

Adult Basic Education	Pre-Release
Anger Management	Recreation
Career Technical Education	Reentry Initiatives
Cognitive Behavioral Programs	Religious Programs
Community Service	Sex Offender Treatment
Domestic Violence	Substance Use Disorder
Parenting	Work Programs

COST PER PERSON

July 1, 2023 - June 30, 2024

	Daily	One Year
Males	\$142	\$51,801
Females	\$157	\$57,307

Facilities by Security Level	Daily	One Year
Maximum	\$190	\$69,599
Medium	\$136	\$49,807
Minimum/Centers	\$147	\$53,887



DIVISION OF ADULT INSTITUTIONS

CORRECTIONS AT A GLANCE

FEBRUARY 2025

For further information, contact:

Wisconsin Department of Corrections
3099 East Washington Avenue
Post Office Box 7925
Madison, Wisconsin 53707-7925

Phone: (608) 240-5104
Fax: (608) 240-3310
<https://doc.wi.gov>

The Division of Adult Institutions protects the public through secure and humane treatment of Persons in Our Cares committed to its custody and affords Persons in Our Cares the opportunity to gain skills and insight into their criminal behavior that are needed to support a crime-free life upon release to the community.