

END OF MONTH PRISON POPULATION*

FEBRUARY 2026

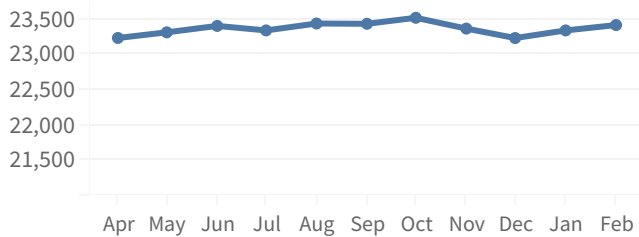
	Facility	Population
Maximum	Columbia CI	670
	Dodge CI	1,690
	Green Bay CI	1,099
	Taycheedah CI	993
	Waupun CI	935
	Wisconsin Resource Center	414
	Wisconsin Secure Program Facility	498
	Medium	Fox Lake CI
Jackson CI		997
Kettle Moraine CI		1,140
Milwaukee Secure Detention Facility		600
New Lisbon CI		1,047
Oshkosh CI		2,058
Racine CI		1,766
Racine Youthful Offender CF		472
Redgranite CI		1,010
Stanley CI		1,531
Minimum		Chippewa Valley CTF
	Oakhill CI	833
	Prairie du Chien CI	540
	Sturtevant Transitional Facility	152
	Correctional Centers male (14)	2,078
	Correctional Centers female (2)	615
Other	Contract Bed	427
Grand Total		23,423

Total Males 21,767
Total Females 1,656

*On 2/28/2026, there were 29 PIOC in out-of-state facilities. Data for these individuals is not included in the rest of this document.

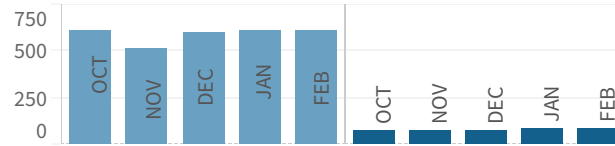
MONTHLY PRISON POPULATION TREND

April 2025 - February 2026



ADMISSIONS TO PRISON

October 2025 - February 2026



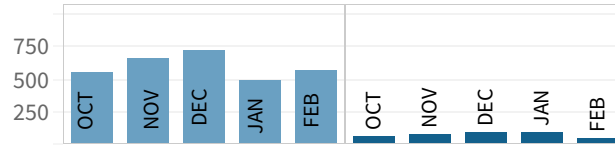
	MALE	FEMALE
OCT	610	79
NOV	517	76
DEC	601	80
JAN	606	84
FEB	609	89

TOTAL FEBRUARY ADMISSIONS 698

New Sentence Only	266	38.1%
Revocation-New Sentence	100	14.3%
Revocation Only (with or w/o pending charges)	319	45.7%
ATR	11	1.6%
Other	2	0.3%

*Starting in March 2022, the DAI AAG will no longer include DCC holds in its DAI admissions and releases counts. For these numbers, please see the [Holds and Short-Term Sanctions Dashboards](#) (on the DOC public website under Data and Reports).

RELEASES FROM PRISON



	MALE	FEMALE
OCT	550	65
NOV	668	73
DEC	721	94
JAN	499	86
FEB	574	51

TOTAL FEBRUARY RELEASES 625

Extended Supervision	542	86.7%
Mandatory Release	38	6.1%
Paroled	12	1.9%
Discharge from Sentence	11	1.8%
Release from ATR	10	1.6%
Other	12	1.9%

AGE

	Males	Females
Oldest Person in our Care	95	83
Youngest Person in our Care	18	18
Average Age	41	39

	Males	Females
19 and younger	204	10
20-29	3,939	285
30-39	6,674	598
40-49	5,556	462
50-59	3,149	196
60-69	1,716	86
70 and Older	529	19

RACE AND ETHNICITY

	Males	Females
White	50%	66%
Black	43%	23%
American Indian/Alaskan Native	5%	10%
Asian or Pacific Islander	1%	1%
Ethnicity		
Hispanic or Latino	12%	10%

HIGHEST GRADE COMPLETED

	Males	Females
< 9th grade	3%	2%
9th through 12th grade- no HS..	23%	18%
HSED/GED	49%	44%
Some Grad or Voc	17%	26%
Associates, Bachelors, Masters,..	6%	10%
Unknown	1%	0%

MENTAL HEALTH

44% of Male Persons in our Care have a mental health condition.

Of these, 7% have a serious condition.*

91% of Female Persons in our Care have a mental health condition.

Of these, 21% have a serious condition.*

*e.g. bipolar disorder, schizophrenia, personality disorder, severe depression

EDUCATION

Award Type

GED/HSED	46
----------	----

PROGRAMS AND ACTIVITIES

Adult Basic Education	Pre-Release
Anger Management	Recreation
Career Technical Education	Reentry Initiatives
Cognitive Behavioral Programs	Religious Programs
Community Service	Sex Offender Treatment
Domestic Violence	Substance Use Disorder
Parenting	Work Programs

COST PER PERSON

July 1, 2024 - June 30, 2025

	Daily	One Year
Males	\$151	\$55,287
Females	\$160	\$58,565

Facilities by Security Level	Daily	One Year
Maximum	\$188	\$68,749
Medium	\$134	\$49,038
Minimum/Centers	\$124	\$45,328



DIVISION OF ADULT INSTITUTIONS

CORRECTIONS AT A GLANCE

FEBRUARY 2026

For further information, contact:

Wisconsin Department of Corrections
3099 East Washington Avenue
Post Office Box 7925
Madison, Wisconsin 53707-7925

Phone: (608) 240-5104
Fax: (608) 240-3310
<https://doc.wi.gov>

The Division of Adult Institutions protects the public through secure and humane treatment of Persons in Our Cares committed to its custody and affords Persons in Our Cares the opportunity to gain skills and insight into their criminal behavior that are needed to support a crime-free life upon release to the community.