

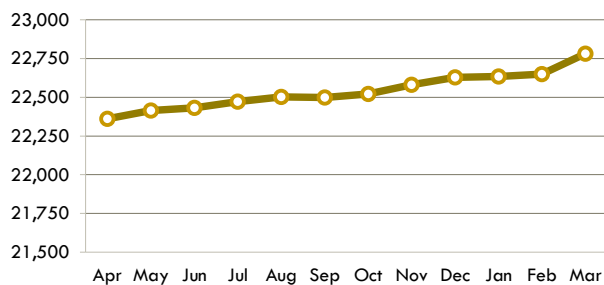
End of Month Inmate Population

March 2017

Facility	Population
Maximum Security	
Columbia CI	831
Dodge CI	1,669
Green Bay CI	1,091
Taycheedah CI	852
Waupun CI	1,261
Wisconsin Secure Program Facility	435
Medium Security	
Fox Lake CI	1,332
Jackson CI	997
Kettle Moraine CI	1,178
Milwaukee Secure Detention Facility	463
New Lisbon CI	1,041
Oshkosh CI	2,057
Prairie Du Chien CI	515
Racine CI	1,670
Racine Youthful Offender CF	447
Redgranite CI	1,023
Stanley CI	1,572
Wisconsin Resource Center	358
Minimum Security	
Chippewa Valley CTF	451
Oakhill CI	695
Strutevant Transitional Facility	147
Correctional Centers male (14)	1,895
Correctional Centers female (2)	572
Contract Beds	
Total Males	21,315
Total Females	1,466
Grand Total	22,781

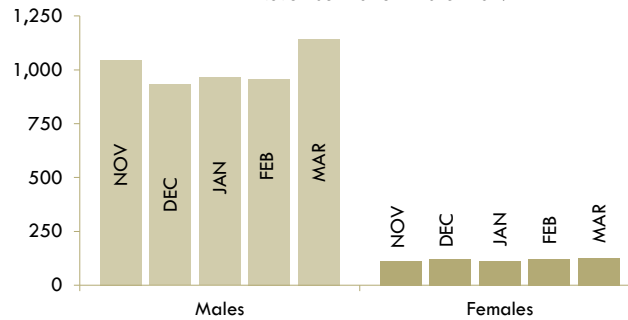
Monthly Inmate Population Trend

April 2016 - March 2017



Admissions to Prison

November 2016 - March 2017



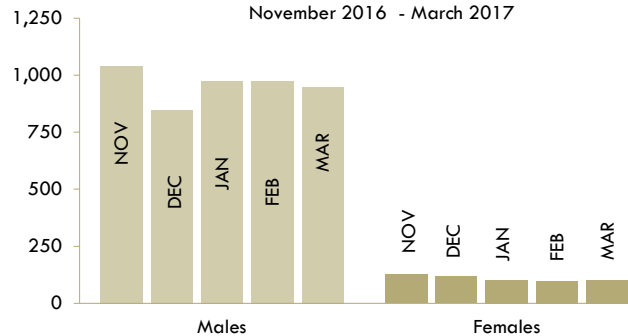
Releases by Type

March 2017

Mandatory Release/Extended Supervisor	61%
Released from DCC Hold	31%
Released from ATR	8%
Discharged from Sentence	2%
Paroled	1%
Other	1%

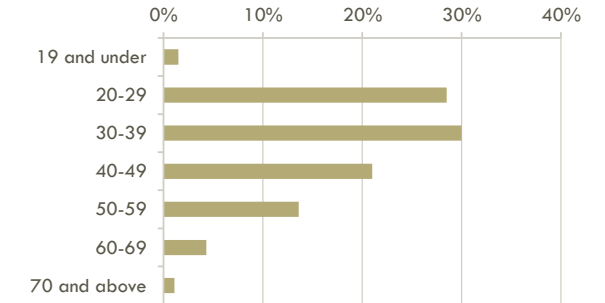
Releases from Prison

November 2016 - March 2017



Age

	Males	Females
Oldest Inmate	93	80
Youngest Inmate	16	15
Average Age	37.98	36.84



Race and Ethnicity

	Males	Females
White	52%	70%
Black	43%	22%
American Indian/Alaskan Native	4%	7%
Asian or Pacific Islander	1%	1%

Ethnicity

Hispanic or Latino	9%	3%
--------------------	----	----

Mental Health

35% of Male inmates have a mental health condition. Of these 8% have a serious condition*

81% of Female inmates have a mental health condition. Of these 27% have a serious condition*

*e.g. bipolar disorder, schizophrenia, personality disorder, severe depression

Inmate Programs and Activities

Anger Management	Pre-Release
AODA	Recreation
Cognitive Intervention	Religious Programs
Community Service	Reentry Initiatives
Domestic Violence	Sex Offender Treatment
Parenting	Work Programs

70% of inmates have alcohol or drug abuse (AODA) treatment needs

Education Programs

HSED/GED	English as a Second Language
Career & Technical Education	Special Education
Correspondence Courses	Title 1

Education Enrollment

	Current Enrollment
Academic	2,246
Career and Technical Education	563
Total	2,809

Cost per Inmate

July 1, 2015- June 30, 2016

	Daily	One Year
Males	\$87.42	\$31,908.45
Females	\$105.87	\$38,642.59
Male Facilities	Daily	One Year
Maximum	\$93.21	\$34,021.29
Medium	\$81.92	\$29,899.67
Minimum/Centers	\$86.84	\$31,696.39

Division of Adult Institutions



Corrections at a Glance

March 2017

For further information, contact:

Wisconsin Department of Corrections
3099 East Washington Avenue
Post Office Box 7925
Madison, Wisconsin 53707-7925

Phone: (608) 240-5104
Fax: (608) 240-3310
<http://www.wi-doc.com>

The Division of Adult Institutions protects the public through secure and humane treatment of inmates committed to its custody and affords inmates the opportunity to gain skills and insight into their criminal behavior that are needed to support a crime-free life upon release to the community