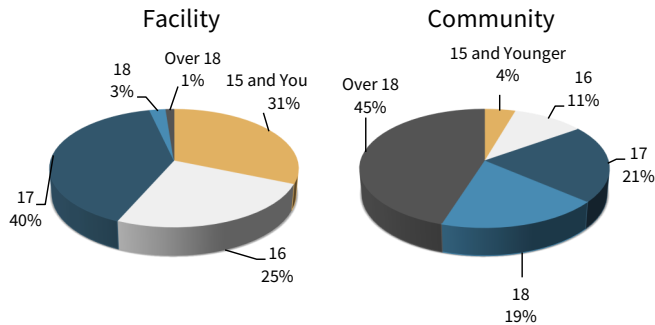


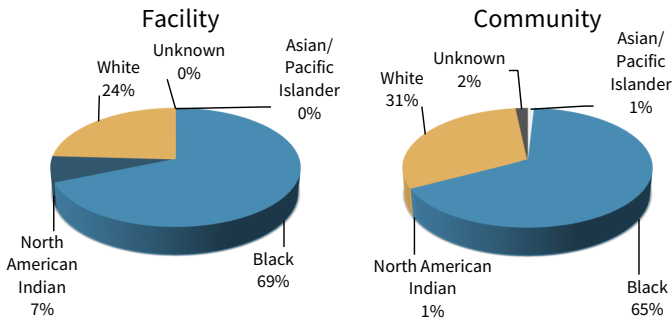
End of the Month Population

	Male	Female
Copper Lake School	0	5
Grow Academy	6	0
Lincoln Hills School	48	0
Mendota Juvenile Treatment Center	24	0
Facility Total	78	5
NWRO (NW Regional Offices) WI Youth	36	2
NWRO Interstate Compact Juveniles	11	1
SERO (SE Regional Office) WI Youth	55	1
SERO Interstate Compact Juveniles	6	1
Community Total	108	5

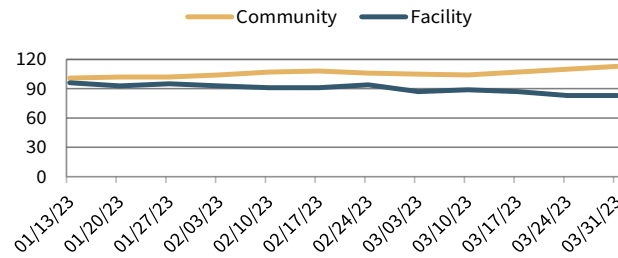
Age



Race



Population Trends



Community numbers represent youth supervised by a DJC State Agent who are not residing in a state juvenile facility. Facility numbers include both long term (commitments) and short term placements at CLS, Grow, LHS, and MJTC.

Facility Admissions

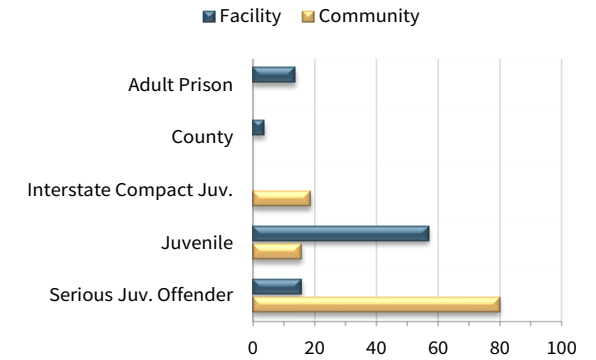
	Male	Female	Total
DJC Commitment*	6	1	7
Youth admitted to a facility under a court ordered state juvenile commitment			
Direct County Referral	2	0	2
Transfer from DAI	2	0	2
Total	10	1	11

*Commitments in March were from the following counties:
Clark, Dane, Milwaukee

Facility Releases

	Male	Female	Total
Expiration of Commitment	5	0	5
Release to County Supervision	3	1	4
Release to DAI	3	0	3
Transfer to Community Supervision	8	0	8
Other	1	0	1
Total	20	1	21

Commitment Types*



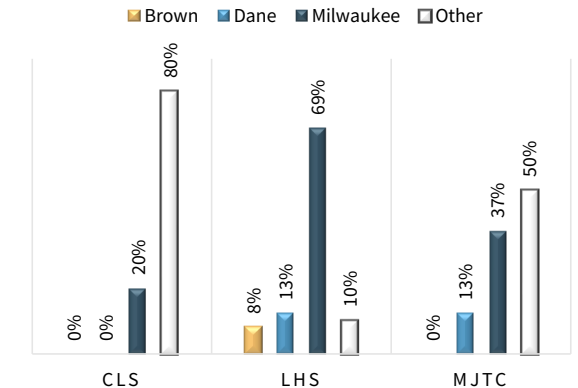
Dual Commitments**

Of 196 total youth under DJC's care, 30 have a dual commitment.

* Youth can have multiple commitments at the same time. Commitment Type data represents all commitments held by youth under DJC's care.

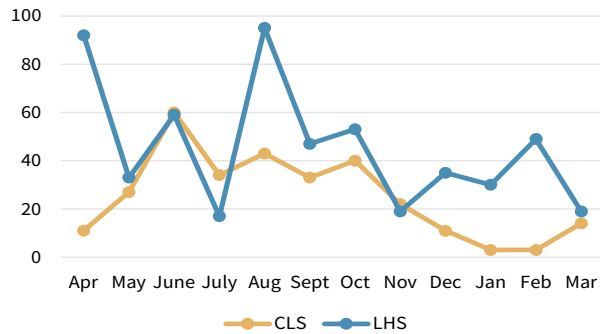
**Dual Commitments are defined by youth with commitments by both the juvenile and adult court system. Adult commitments include prison and probation sentencing.

Facility Commitments by County

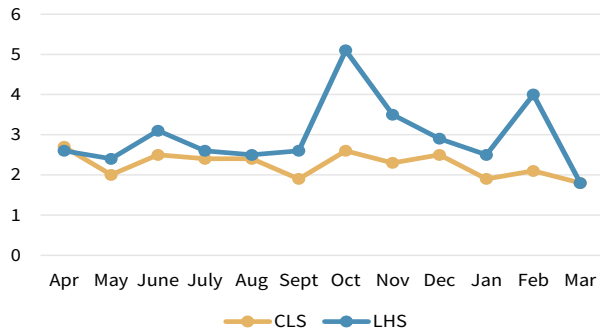


Other Counties: Bayfield, Calumet, Chippewa, Clark, Douglas, Fond du Lac, Kenosha, Lafayette, Langlade, Lincoln, Marathon, Outagamie, Sheboygan, St. Croix, Taylor, Vilas, Walworth, Washington, Winnebago

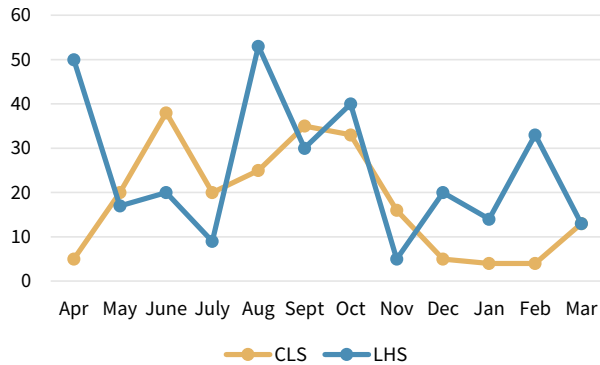
Administrative Confinement Placements



Avg. Hours in Administrative Confinement



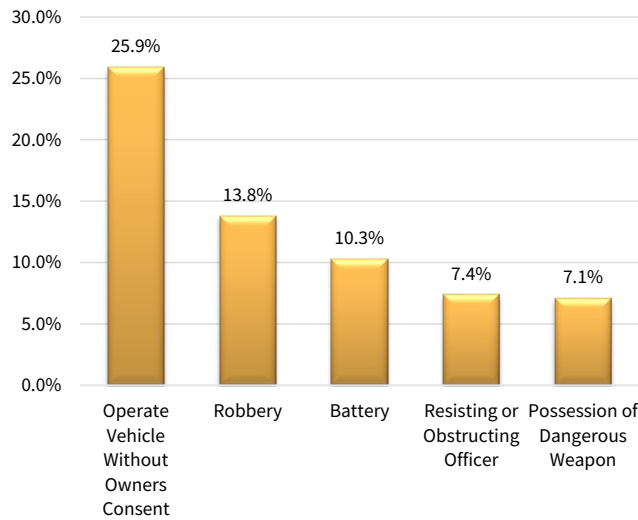
Physical Intervention*



Administrative Confinement and Physical Intervention statistics are from April 2022 - March 2023.

* Physical Intervention is defined by the use of physical or mechanical restraints for youth and staff safety.

Prominent Offenses for Youth at CLS/LHS



Education at CLS/LHS

July 2021 - June 2022

High School Achievements	LHS	CLS	Total
Credits Earned	165.25	38.25	203.50
Diplomas Awarded	4	1	5
Equivalency Diplomas Awarded	6	2	8



Division of Juvenile Corrections

Corrections at a Glance

March 2023

For further information, contact:

Wisconsin Department of Corrections
3099 East Washington Avenue
Post Office Box 8930
Madison, Wisconsin 53708-8930
Phone: (608) 240-5900
Fax: (608) 240-3371

Brochure available online at:
www.doc.wi.gov/Pages/DataResearch/DataAndReports

We Believe In **YOU!**

Youth
Our organization
Uniting families and communities

DJC: Building hope to develop healthy youth, caring professionals, strong families, and safe communities.