

## END OF MONTH PRISON POPULATION\*

### MARCH 2024

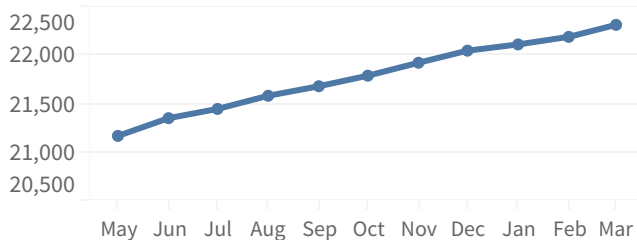
	Facility	Population	
<b>Maximum</b>	Columbia CI	580	
	Dodge CI	1,656	
	Green Bay CI	1,016	
	Taycheedah CI	880	
	Waupun CI	735	
	Wisconsin Secure Program Facility	447	
	Wisconsin Resource Center	374	
	<b>Medium</b>	Fox Lake CI	1,313
Jackson CI		994	
Kettle Moraine CI		1,057	
Milwaukee Secure Detention Facility		592	
New Lisbon CI		1,052	
Oshkosh CI		2,049	
Racine CI		1,741	
Racine Youthful Offender CF		460	
Redgranite CI		1,027	
Stanley CI		1,569	
<b>Minimum</b>		Chippewa Valley CTF	492
		Oakhill CI	784
		Prairie du Chien CI	513
		Sturtevant Transitional Facility	148
	Correctional Centers male (14)	2,057	
	Correctional Centers female (2)	588	
	Contract Bed	192	
<b>Grand Total</b>		22,316	

Total Males 20,810  
Total Females 1,506

\*On 3/31/2024, there were 32 PIOC in out-of-state facilities. Data for these individuals is not included in the rest of this document.

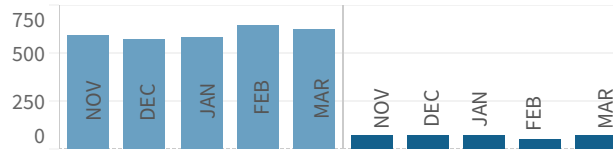
## MONTHLY PRISON POPULATION TREND

### May 2023 - March 2024



## ADMISSIONS TO PRISON

### November 2023 - March 2024



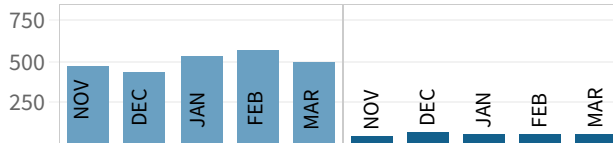
	MALE	FEMALE
NOV	590	68
DEC	574	73
JAN	586	76
FEB	645	57
MAR	623	73

### TOTAL MARCH ADMISSIONS 696

New Sentence Only	281	40.4%
Revocation-New Sentence	93	13.4%
Revocation Only (with or w/o pending charges)	304	43.7%
ATR	16	2.3%
Other	2	0.3%

\*Starting in March 2022, the DAI AAG will no longer include DCC holds in its DAI admissions and releases counts. For these numbers, please see the [Holds and Short-Term Sanctions Dashboards](#) (on the DOC public website under Data and Rep..)

## RELEASES FROM PRISON



	MALE	FEMALE
NOV	477	46
DEC	440	71
JAN	539	57
FEB	565	56
MAR	501	62

### TOTAL MARCH RELEASES 563

Extended Supervision	490	87.0%
Mandatory Release	25	4.4%
Paroled	14	2.5%
Discharge from Sentence	13	2.3%
Release from ATR	16	2.8%
Other	5	0.9%

## AGE

	Males	Females
Oldest Person in our Care	93	80
Youngest Person in our Care	18	18
Average Age	40	39
	Males	Females
19 and younger	172	7
20-29	4,040	268
30-39	6,567	567
40-49	5,047	364
50-59	3,077	205
60-69	1,522	76
70 and Older	385	19

## RACE AND ETHNICITY

	Males	Females
White	51%	70%
Black	42%	20%
American Indian/Alaskan Native	5%	9%
Asian or Pacific Islander	1%	1%
Ethnicity		
Hispanic or Latino	11%	9%

## HIGHEST GRADE COMPLETED

	Males	Females
< 9th grade	3%	2%
9th through 12th grade- no HS..	24%	20%
HSED/GED	48%	43%
Some Grad or Voc	17%	25%
Associates, Bachelors, Masters,..	7%	10%
Unknown	1%	1%

## MENTAL HEALTH

42% of Male Persons in our Care have a mental health condition.

Of these, 7% have a serious condition.\*

91% of Female Persons in our Care have a mental health condition.

Of these, 26% have a serious condition.\*

\*e.g. bipolar disorder, schizophrenia, personality disorder, severe depression

## EDUCATION

### Award Type

GED/HSED	38
----------	----

## PROGRAMS AND ACTIVITIES

Adult Basic Education	Pre-Release
Anger Management	Recreation
Career Technical Education	Reentry Initiatives
Cognitive Behavioral Programs	Religious Programs
Community Service	Sex Offender Treatment
Domestic Violence	Substance Use Disorder
Parenting	Work Programs

## COST PER PERSON

July 1, 2022 - June 30, 2023

	Daily	One Year
Males	\$128	\$46,873
Females	\$124	\$45,276

Facilities by Security Level	Daily	One Year
Maximum	\$135	\$49,406
Medium	\$133	\$48,661
Minimum/Centers	\$88	\$32,164



# DIVISION OF ADULT INSTITUTIONS

## CORRECTIONS AT A GLANCE

MARCH 2024

### For further information, contact:

Wisconsin Department of Corrections  
3099 East Washington Avenue  
Post Office Box 7925  
Madison, Wisconsin 53707-7925

Phone: (608) 240-5104  
Fax: (608) 240-3310  
<https://doc.wi.gov>

The Division of Adult Institutions protects the public through secure and humane treatment of Persons in Our Cares committed to its custody and affords Persons in Our Cares the opportunity to gain skills and insight into their criminal behavior that are needed to support a crime-free life upon release to the community.