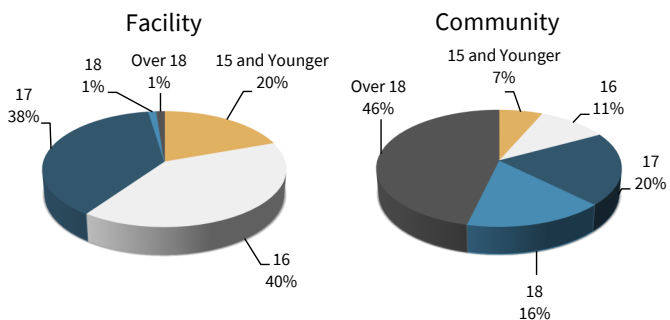


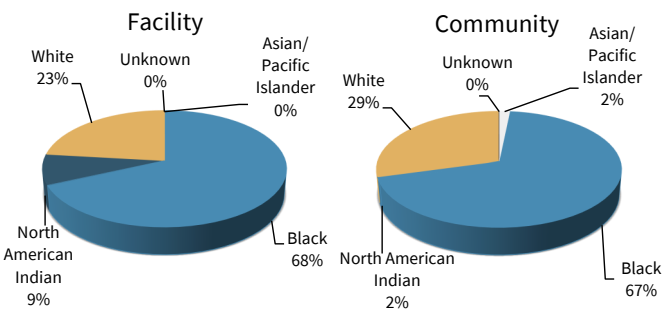
End of the Month Population

	Male	Female
Copper Lake School	0	8
Grow Academy	6	0
Lincoln Hills School	49	0
Mendota Juvenile Treatment Center	19	0
Facility Total	74	8
NWRO (NW Regional Offices) WI Youth	30	4
NWRO Interstate Compact Juveniles	14	1
SERO (SE Regional Office) WI Youth	65	0
SERO Interstate Compact Juveniles	7	2
Community Total	116	7

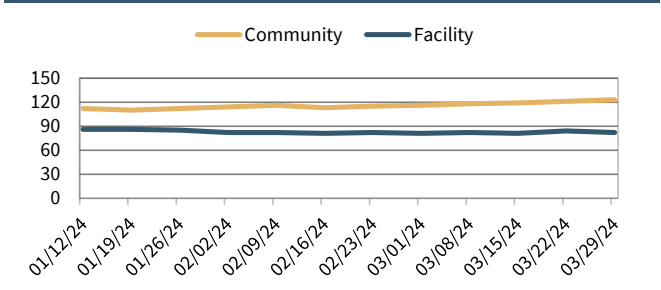
Age



Race



Population Trends



Community numbers represent youth supervised by a DJC State Agent who are not residing in a state juvenile facility. Facility numbers include both long term (commitments) and short term placements at CLS, Grow, LHS, and MJTC.

Facility Admissions

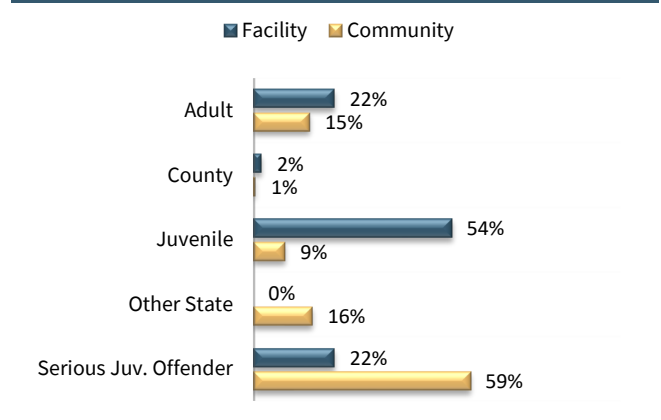
	Male	Female	Total
DJC Commitment*	11	1	12
Youth admitted to a facility under a court ordered state juvenile commitment			
Transfer from DAI	4	0	4
Total	15	1	16

*Commitments in March were from the following counties: Milwaukee, Portage, Rock, Sauk, Sawyer, Waukesha

Facility Releases

	Male	Female	Total
Expiration of Commitment	4	0	4
Other	1	0	1
Release to County Supervision	3	0	3
Release to DAI	4	0	4
Transfer to Community Supervision	8	0	8
Transfer to Grow Academy	1	0	1
Total	21	0	21

Commitment Types*



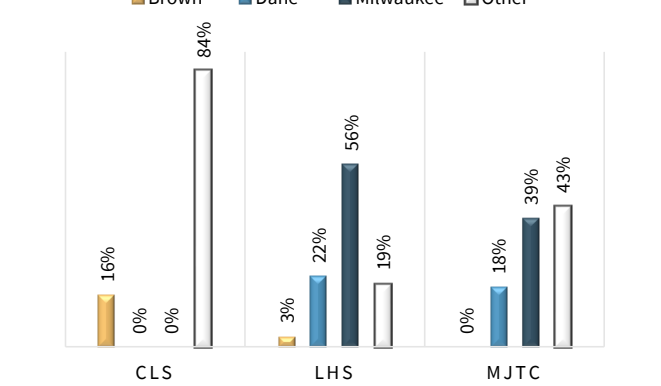
Dual Commitments**

Of 205 total youth under DJC's care, 42 have a dual commitment.

*Youth can have multiple commitments at the same time. Commitment Type data represents all commitments held by youth under DJC's care.

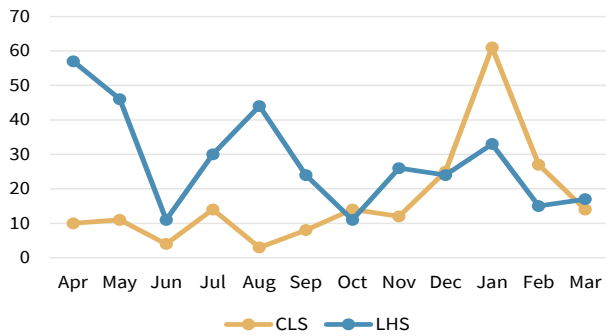
**Dual Commitments are defined by youth with commitments by both the juvenile and adult court system. Adult commitments include prison and probation sentencing.

Facility Commitments by County



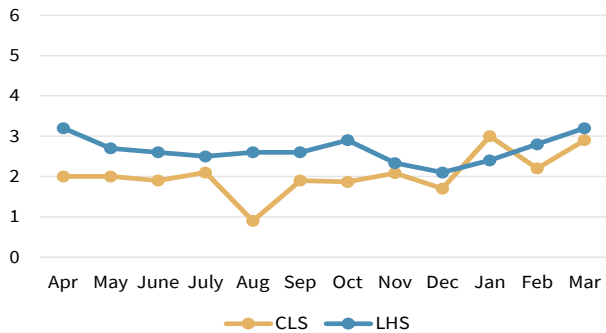
Other Counties: Clark, Fond du Lac, Kenosha, Manitowoc, Portage, Racine, Rock, Sauk, Sawyer, Sheboygan, Waukesha, Winnebago, Wood

Administrative Confinement Placements

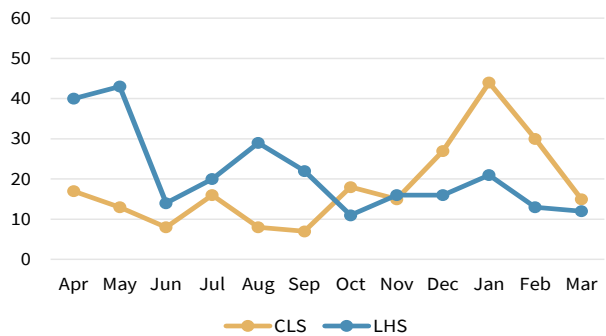


As of June 2023, youth pending transfer are not included in the average Administrative Confinement duration.

Avg. Hours in Administrative Confinement



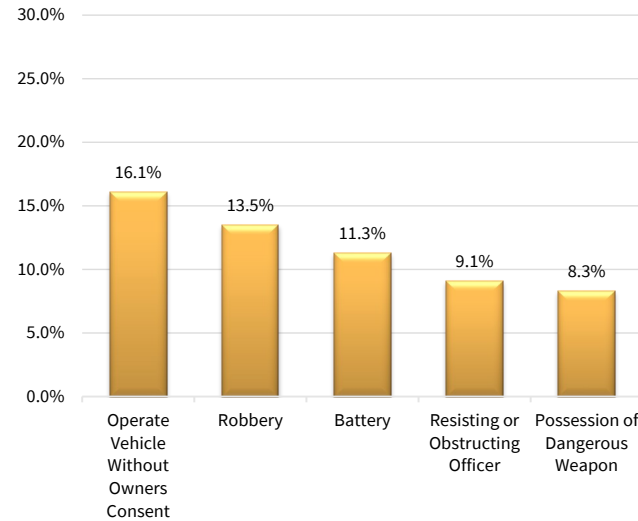
Physical Intervention*



Administrative Confinement and Physical Intervention statistics are from April 2023 - March 2024.

*Physical Intervention is defined by the use of physical or mechanical restraints for youth and staff safety.

Prominent Offenses for Youth at CLS/LHS



Education at CLS/LHS

July 2022 – June 2023

High School Achievements	LHS	CLS	Total
Credits Earned	187.00	19.25	206.25
Diplomas Awarded	3	1	4
Equivalency Diplomas Awarded	9	0	9



Division of Juvenile Corrections

Corrections at a Glance

March 2024

For further information, contact:

Wisconsin Department of Corrections
3099 East Washington Avenue
Post Office Box 8930
Madison, Wisconsin 53708-8930
Phone: (608) 240-5900
Fax: (608) 240-3371

Brochure available online at:
www.doc.wi.gov/Pages/DataResearch/DataAndReports

We Believe In YOU!

Youth
Our organization
Uniting families and communities

DJC: Building hope to develop healthy youth, caring professionals, strong families, and safe communities.