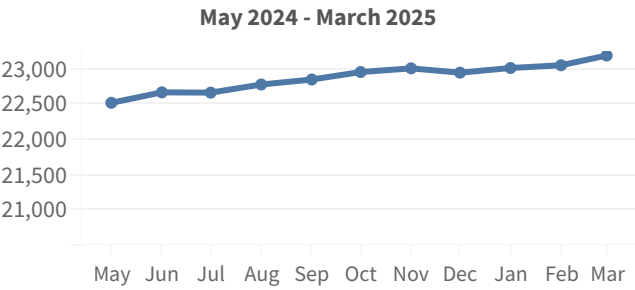


END OF MONTH PRISON POPULATION*

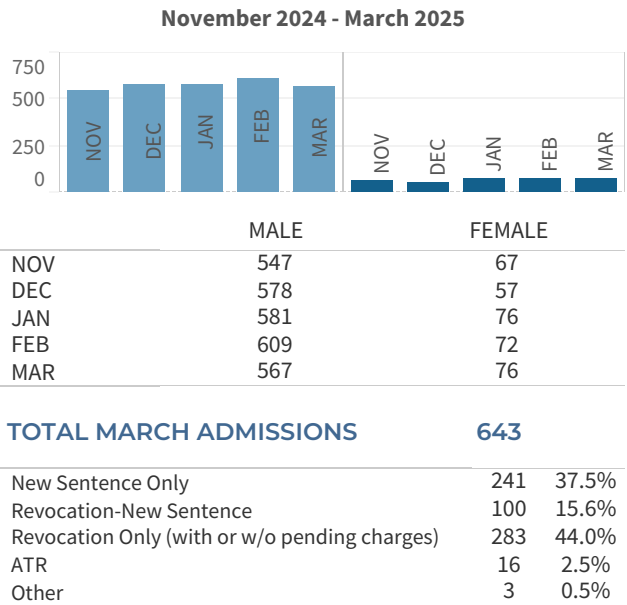
MARCH 2025		
	Facility	Population
Maximum	Columbia CI	679
	Dodge CI	1,708
	Green Bay CI	1,130
	Taycheedah CI	962
	Waupun CI	771
	Wisconsin Secure Program Facility	480
	Wisconsin Resource Center	398
Medium	Fox Lake CI	1,396
	Jackson CI	1,000
	Kettle Moraine CI	1,140
	Milwaukee Secure Detention Facility	653
	New Lisbon CI	1,045
	Oshkosh CI	2,080
	Racine CI	1,755
	Racine Youthful Offender CF	474
	Redgranite CI	1,027
	Stanley CI	1,546
Minimum	Chippewa Valley CTF	457
	Oakhill CI	836
	Prairie du Chien CI	518
	Sturtevant Transitional Facility	151
	Correctional Centers male (14)	2,146
	Correctional Centers female (2)	585
	Contract Bed	248
	Lincoln County Jail Contract	15
Grand Total		23,200
Total Males		21,613
Total Females		1,587

*On 3/31/2025, there were 29 PIOC in out-of-state facilities. Data for these individuals is not included in the rest of this document.

MONTHLY PRISON POPULATION TREND

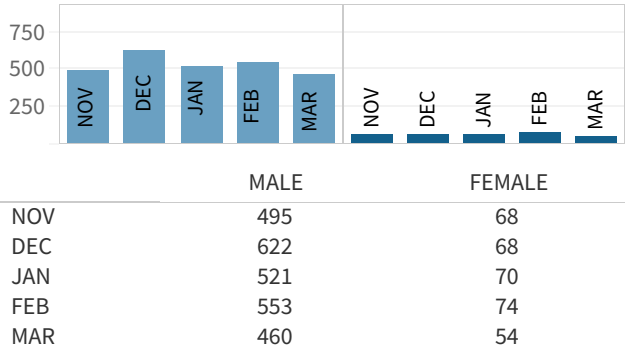


ADMISSIONS TO PRISON



*Starting in March 2022, the DAI AAG will no longer include DCC holds in its DAI admissions and releases counts. For these numbers, please see the [Holds and Short-Term Sanctions Dashboards](#) (on the DOC public website under Data and Reports).

RELEASES FROM PRISON



TOTAL MARCH RELEASES		514
Extended Supervision	426	82.9%
Mandatory Release	37	7.2%
Paroled	12	2.3%
Discharge from Sentence	16	3.1%
Release from ATR	14	2.7%
Other	9	1.8%

AGE

	Males	Females
Oldest Person in our Care	94	82
Youngest Person in our Care	18	18
Average Age	41	39
	Males	Females
19 and younger	180	11
20-29	3,979	268
30-39	6,799	616
40-49	5,360	401
50-59	3,154	199
60-69	1,682	72
70 and Older	459	20

RACE AND ETHNICITY

	Males	Females
White	51%	68%
Black	42%	21%
American Indian/Alaskan Native	5%	10%
Asian or Pacific Islander	1%	1%
Ethnicity		
Hispanic or Latino	12%	9%

HIGHEST GRADE COMPLETED

	Males	Females
< 9th grade	3%	2%
9th through 12th grade- no HS..	23%	18%
HSED/GED	49%	43%
Some Grad or Voc	17%	27%
Associates, Bachelors, Masters,..	6%	10%
Unknown	1%	1%

MENTAL HEALTH

43% of Male Persons in our Care have a mental health condition.

Of these, 7% have a serious condition.*

90% of Female Persons in our Care have a mental health condition.

Of these, 21% have a serious condition.*

*e.g. bipolar disorder, schizophrenia, personality disorder, severe depression

EDUCATION

Award Type

GED/HSED	25
----------	----

PROGRAMS AND ACTIVITIES

Adult Basic Education	Pre-Release
Anger Management	Recreation
Career Technical Education	Reentry Initiatives
Cognitive Behavioral Programs	Religious Programs
Community Service	Sex Offender Treatment
Domestic Violence	Substance Use Disorder
Parenting	Work Programs

COST PER PERSON

July 1, 2023 - June 30, 2024

	Daily	One Year
Males	\$142	\$51,801
Females	\$157	\$57,307

Facilities by Security Level	Daily	One Year
Maximum	\$190	\$69,599
Medium	\$136	\$49,807
Minimum/Centers	\$147	\$53,887



DIVISION OF ADULT INSTITUTIONS

CORRECTIONS AT A GLANCE

MARCH 2025

For further information, contact:

Wisconsin Department of Corrections
3099 East Washington Avenue
Post Office Box 7925
Madison, Wisconsin 53707-7925

Phone: (608) 240-5104
Fax: (608) 240-3310
<https://doc.wi.gov>

The Division of Adult Institutions protects the public through secure and humane treatment of Persons in Our Cares committed to its custody and affords Persons in Our Cares the opportunity to gain skills and insight into their criminal behavior that are needed to support a crime-free life upon release to the community.