

END OF MONTH PRISON POPULATION*

MARCH 2026

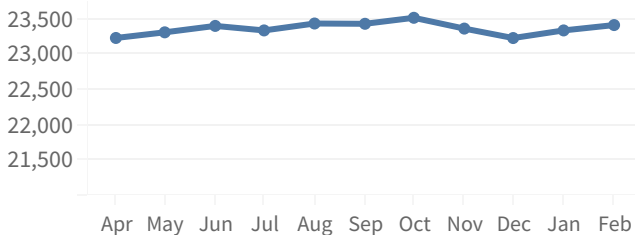
	Facility	Population	
Maximum	Columbia CI	672	
	Dodge CI	1,722	
	Green Bay CI	1,094	
	Taycheedah CI	1,013	
	Waupun CI	955	
	Wisconsin Resource Center	407	
	Wisconsin Secure Program Facility	498	
	Medium	Fox Lake CI	1,391
Jackson CI		1,000	
Kettle Moraine CI		1,128	
Milwaukee Secure Detention Facility		569	
New Lisbon CI		1,051	
Oshkosh CI		2,060	
Racine CI		1,761	
Racine Youthful Offender CF		474	
Redgranite CI		1,007	
Stanley CI		1,537	
Minimum		Chippewa Valley CTF	460
		Oakhill CI	825
		Prairie du Chien CI	537
	Sturtevant Transitional Facility	151	
	Correctional Centers male (14)	2,069	
	Correctional Centers female (2)	607	
Other	Contract Bed	434	
	Green Lake County Jail Contract	5	
Grand Total		23,427	

Total Males 21,755
Total Females 1,672

*On 3/31/2026, there were 29 PIOC in out-of-state facilities. Data for these individuals is not included in the rest of this document.

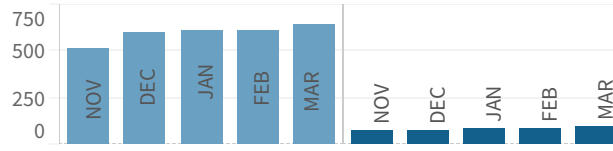
MONTHLY PRISON POPULATION TREND

May 2025 - March 2026



ADMISSIONS TO PRISON

November 2025 - March 2026



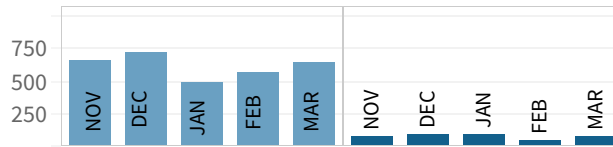
	MALE	FEMALE
MAR	640	97
NOV	517	76
DEC	601	80
JAN	606	84
FEB	608	89

TOTAL MARCH ADMISSIONS 737

New Sentence Only	270	36.6%
Revocation-New Sentence	110	14.9%
Revocation Only (with or w/o pending charges)	340	46.1%
ATR	16	2.2%
Other	1	0.1%

*Starting in March 2022, the DAI AAG will no longer include DCC holds in its DAI admissions and releases counts. For these numbers, please see the [Holds and Short-Term Sanctions Dashboards](#) (on the DOC public website under Data and Reports).

RELEASES FROM PRISON



	MALE	FEMALE
MAR	643	82
NOV	668	73
DEC	721	94
JAN	499	86
FEB	574	51

TOTAL MARCH RELEASES 725

Extended Supervision	637	87.9%
Mandatory Release	32	4.4%
Paroled	12	1.7%
Discharge from Sentence	21	2.9%
Release from ATR	13	1.8%
Other	10	1.4%

AGE

	Males	Females
Oldest Person in our Care	95	83
Youngest Person in our Care	18	18
Average Age	41	40
	Males	Females
19 and younger	203	10
20-29	3,957	292
30-39	6,609	594
40-49	5,565	472
50-59	3,160	196
60-69	1,734	89
70 and older	527	19

RACE AND ETHNICITY

	Males	Females
White	50%	66%
Black	43%	24%
American Indian/Alaskan Native	5%	10%
Asian or Pacific Islander	1%	1%
Ethnicity	Males	Females
Hispanic or Latino	12%	10%

HIGHEST GRADE COMPLETED

	Males	Females
< 9th grade	3%	2%
9th through 12th grade- no HS..	23%	18%
HSED/GED	49%	44%
Some Grad or Voc	17%	26%
Associates, Bachelors, Masters,..	6%	10%
Unknown	1%	0%

MENTAL HEALTH

44% of Male Persons in our Care have a mental health condition.

Of these, 7% have a serious condition.*

91% of Female Persons in our Care have a mental health condition.

Of these, 20% have a serious condition.*

*e.g. bipolar disorder, schizophrenia, personality disorder, severe depression

EDUCATION

Program Name

GED	45
-----	----

PROGRAMS AND ACTIVITIES

Adult Basic Education	Pre-Release
Anger Management	Recreation
Career Technical Education	Reentry Initiatives
Cognitive Behavioral Programs	Religious Programs
Community Service	Sex Offender Treatment
Domestic Violence	Substance Use Disorder
Parenting	Work Programs

COST PER PERSON

July 1, 2024 - June 30, 2025

	Daily	One Year
Males	\$151	\$55,287
Females	\$160	\$58,565

Facilities by Security Level	Daily	One Year
Maximum	\$188	\$68,749
Medium	\$134	\$49,038
Minimum/Centers	\$124	\$45,328



DIVISION OF ADULT INSTITUTIONS

CORRECTIONS AT A GLANCE

MARCH 2026

For further information, contact:

Wisconsin Department of Corrections
3099 East Washington Avenue
Post Office Box 7925
Madison, Wisconsin 53707-7925

Phone: (608) 240-5104
Fax: (608) 240-3310
<https://doc.wi.gov>

The Division of Adult Institutions protects the public through secure and humane treatment of Persons in Our Cares committed to its custody and affords Persons in Our Cares the opportunity to gain skills and insight into their criminal behavior that are needed to support a crime-free life upon release to the community.