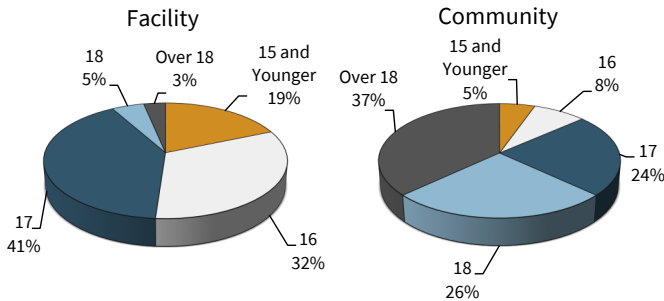


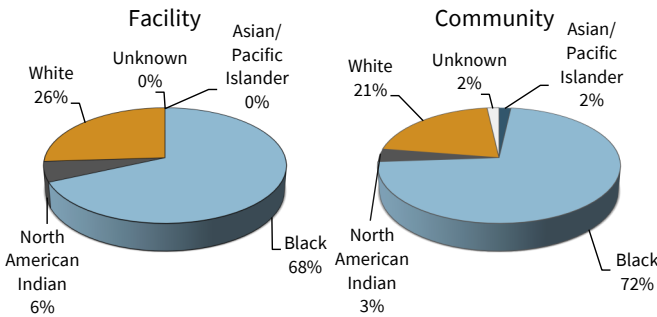
End of the Month Population

	Male	Female
Copper Lake School	0	6
Grow Academy	4	0
Lincoln Hills School	76	0
Mendota Juvenile Treatment Center	27	10
Facility Total	107	16
NWRO (NW Regional Offices) WI Youth	34	3
NWRO Interstate Compact Juveniles	7	1
SERO (SE Regional Office) WI Youth	62	0
SERO Interstate Compact Juveniles	4	0
Community Total	107	4

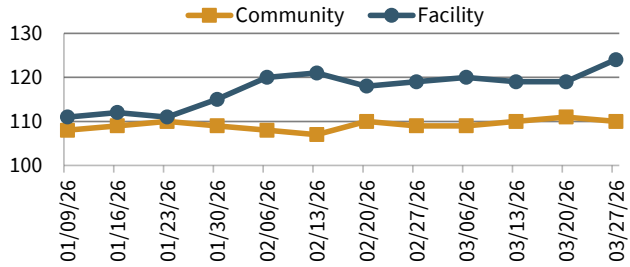
Age



Race



Population Trends



Community numbers represent youth supervised by a DJC State Agent who are not residing in a state juvenile facility.

Facility numbers include both long term (commitments) and short term placements at CLS, Grow, LHS, and MJTC.

Facility Admissions

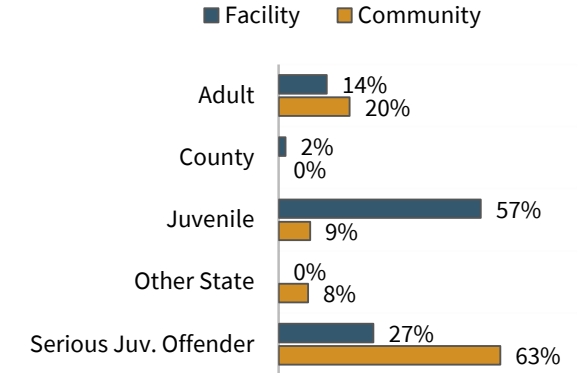
	Male	Female	Total
Direct County Referral	1	0	1
DJC Commitment*	13	1	14
Youth admitted to a facility under a court ordered state juvenile commitment			
DJC Sanction/Hold	1	0	1
Total	15	1	16

*Commitments in March were from the following counties:
Dane, Grant, Milwaukee

Facility Releases

	Male	Female	Total
Expiration of Commitment	3	0	3
Release to County Supervision	1	1	2
Release to DAI	3	0	3
Release to Interstate Compact	1	0	1
Transfer to Community Supervision	6	0	6
Total	14	1	15

Commitment Types*



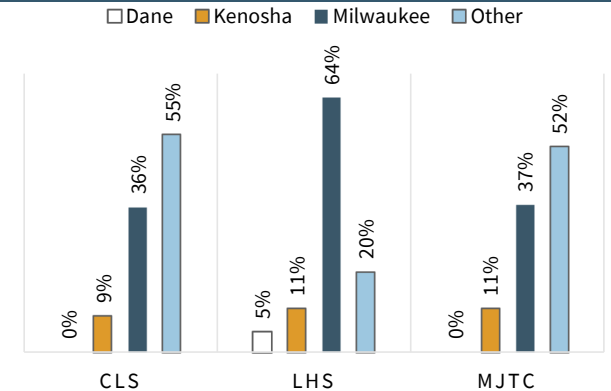
Dual Commitments**

Of 234 total youth under DJC's care, 43 have a dual commitment.

*Youth can have multiple commitments at the same time. Commitment Type data represents all commitments held by youth under DJC's care.

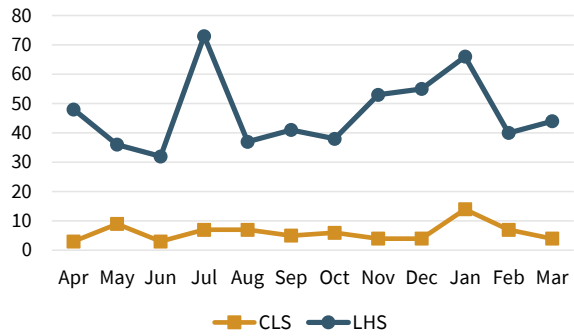
**Dual Commitments are defined by youth with commitments by both the juvenile and adult court system. Adult commitments include prison and probation sentencing.

Facility Commitments by County



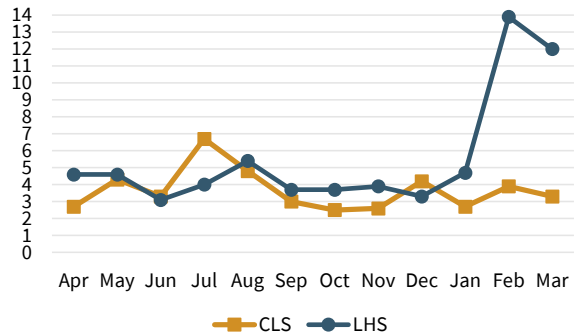
Other Counties: Bayfield, Brown, Clark, Douglas, Dunn, Fond du Lac, Grant, La Crosse, Lincoln, Outagamie, Polk, Racine, Rock, Sauk, Sawyer, Sheboygan, St. Croix, Vilas, Walworth, Washington, Waukesha, Winnebago, Wood

Administrative Confinement Placements

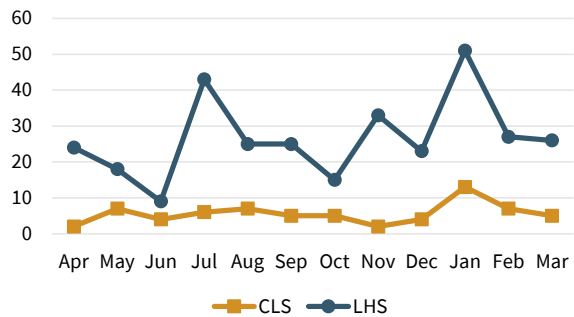


Youth pending transfer are not included in the average Administrative Confinement duration.

Avg. Hours in Administrative Confinement



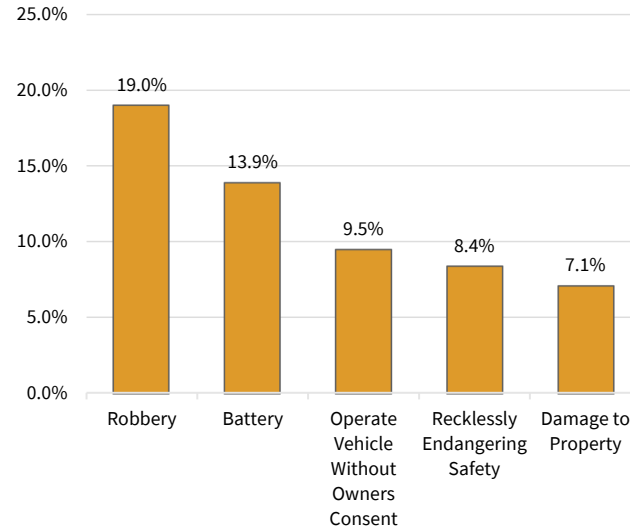
Physical Interaction*



Administrative Confinement and Physical Intervention statistics are from April 2025 - March 2026.

*Physical Interaction is defined by the use of physical or mechanical restraints for youth and staff safety.

Prominent Offenses for Youth at CLS/LHS



Education at CLS/LHS July 2024–June 2025

High School Achievements	LHS	CLS	Total
Credits Earned	281.25	62.75	344.00
Diplomas Awarded	1	1	2
Equivalency Diplomas Awarded	10	2	12



Division of Juvenile Corrections

Corrections at a Glance

March 2026

For further information, contact:

Wisconsin Department of Corrections
 3099 East Washington Avenue
 Post Office Box 8930
 Madison, Wisconsin 53708-8930
 Phone: (608) 240-5900
 Fax: (608) 240-3371

Brochure available online at:
www.doc.wi.gov/Pages/DataResearch/DataAndReports

We Believe In YOU!

- Youth
- Our organization
- Uniting families and communities

DJC: Building hope to develop healthy youth, caring professionals, strong families, and safe communities.