

End of Month Inmate Population

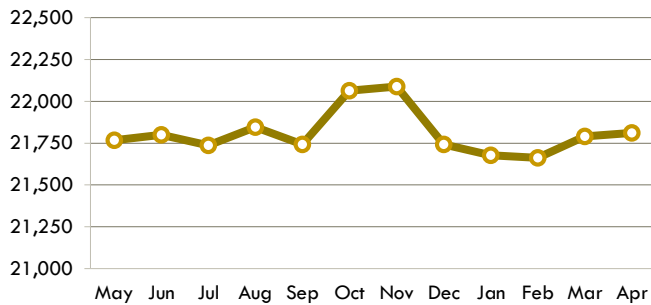
April 2014

Facility	Population
Maximum Security	
Columbia CI	829
Dodge CI*	1,615
Green Bay CI	1,088
Taycheedah CI	747
Waupun CI	1,246
Wisconsin Secure Program Facility	477
Medium Security	
Fox Lake CI	1,309
Jackson CI	970
Kettle Moraine CI	1,172
Milwaukee Secure Detention Facility	347
New Lisbon CI	1,022
Oshkosh CI	2,034
Prairie Du Chien CI	513
Racine CI	1,565
Racine Youthful Offender	450
Redgranite CI	1,027
Stanley CI	1,527
Wisconsin Resource Center	33
Minimum Security	
Chippewa Valley CTF	478
Oakhill CI	668
Strutevant Transitional Facility	150
Correctional Centers male (14)	1,731
Correctional Centers female (3)	444
Contract Beds	33
Total Males	20,546
Total Females	1,233
Grand Total	21,779

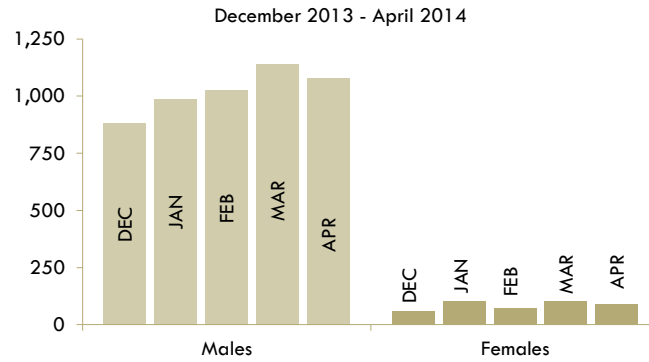
*includes 2 female inmates in DCI infirmary

Monthly Inmate Population Trend

May 2013 - April 2014



Admissions to Prison

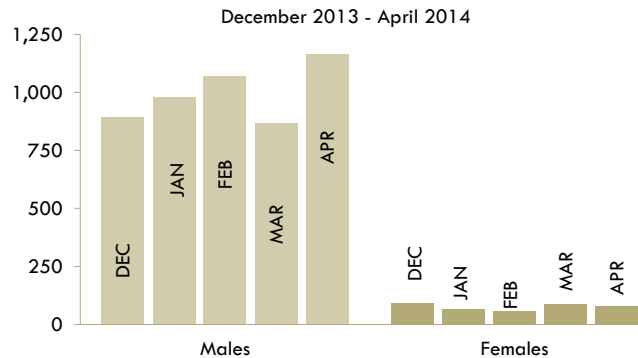


Admissions by Type

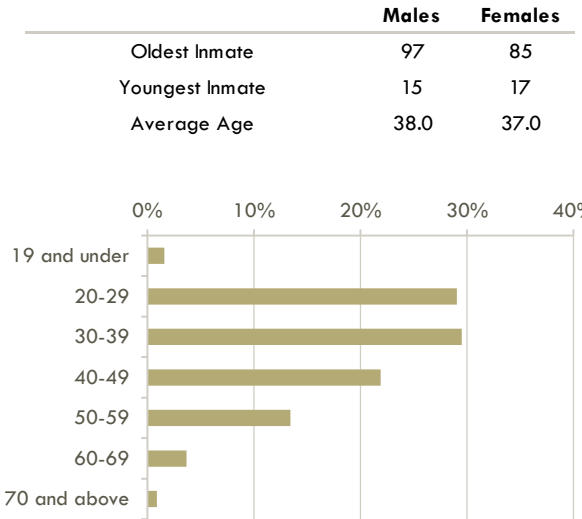
April 2014

DCC Hold	37%
Revocation, No New Sentence	8%
New Sentence, No Revocation	23%
Revocation, New Sentence	28%
Alternative to Revocation	4%
Other	0%

Releases from Prison



Age



Race and Ethnicity

	Males	Females
White	50%	69%
Black	45%	23%
American Indian/Alaskan Native	3%	7%
Asian or Pacific Islander	1%	1%

Ethnicity	Males	Females
Hispanic or Latino	10%	4%

Mental Health

33% of Male inmates have a mental health condition. Of these 7% have a serious condition*

77% of Female inmates have a mental health condition. Of these 27% have a serious condition*

*e.g. bipolar disorder, schizophrenia, personality disorder, severe depression

Inmate Programs and Activities

Anger Management	Pre-Release
AODA	Recreation
Cognitive Intervention	Religious Programs
Community Service	Reentry Initiatives
Domestic Violence	Sex Offender Treatment
Parenting	Work Programs

70% of inmates have alcohol or drug abuse (AODA) treatment needs

Education Programs

HSED/GED	English as a Second Language
Career & Technical Education	Special Education
Correspondence Courses	Title 1

Education Enrollment

	Current Enrollment
Academic	1,761
Career and Technical Education	610
Total	2,371

Cost per Inmate

July 1, 2012- June 30, 2013

	Daily	One Year
Males	\$86.42	\$32,582.74
Females	\$113.44	\$41,404.73
	Daily	One Year
Maximum	\$104.44	\$38,225.08
Medium	\$80.23	\$29,365.58
Minimum/Centers	\$88.04	\$32,222.32

Division of Adult Institutions



Corrections at a Glance

April 2014

For further information, contact:

Wisconsin Department of Corrections
3099 East Washington Avenue
Post Office Box 7925
Madison, Wisconsin 53707-7925

Phone: (608) 240-5104
Fax: (608) 240-3310
<http://www.wi-doc.com>

The Division of Adult Institutions protects the public through secure and humane treatment of inmates committed to its custody and affords inmates the opportunity to gain skills and insight into their criminal behavior that are needed to support a crime-free life upon release to the community