

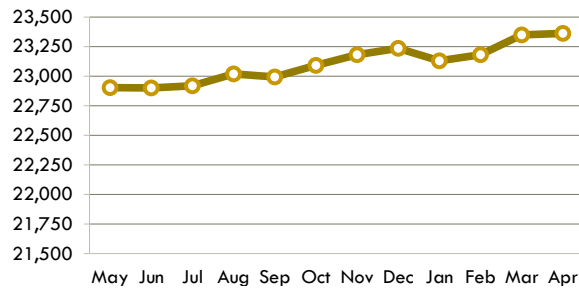
## End of Month Inmate Population

April 2018

Facility	Population
<b>Maximum Security</b>	
Columbia CI	839
Dodge CI	1,752
Green Bay CI	1,086
Taycheedah CI	917
Waupun CI	1,258
Wisconsin Secure Program Facility	485
<b>Medium Security</b>	
Fox Lake CI	1,341
Jackson CI	992
Kettle Moraine CI	1,181
Milwaukee Secure Detention Facility	447
New Lisbon CI	1,043
Oshkosh CI	2,048
Prairie Du Chien CI	511
Racine CI	1,653
Racine Youthful Offender CF	458
Redgranite CI	1,026
Stanley CI	1,581
Wisconsin Resource Center	344
<b>Minimum Security</b>	
Chippewa Valley CTF	503
Oakhill CI	722
Strutvant Transitional Facility	144
Correctional Centers male (14)	1,964
Correctional Centers female (2)	579
<b>Contract Beds</b>	<b>487</b>
Total Males	21,824
Total Females	1,537
<b>Grand Total</b>	<b>23,361</b>

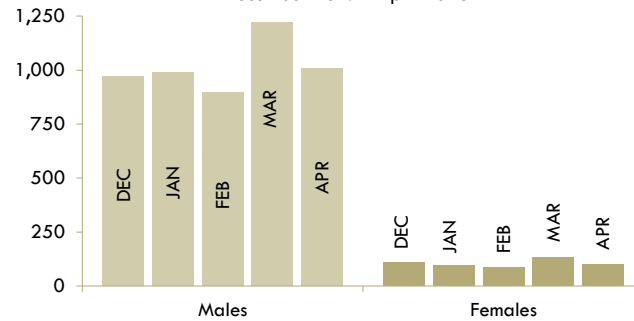
## Monthly Inmate Population Trend

May 2017 - April 2018



## Admissions to Prison

December 2017 - April 2018

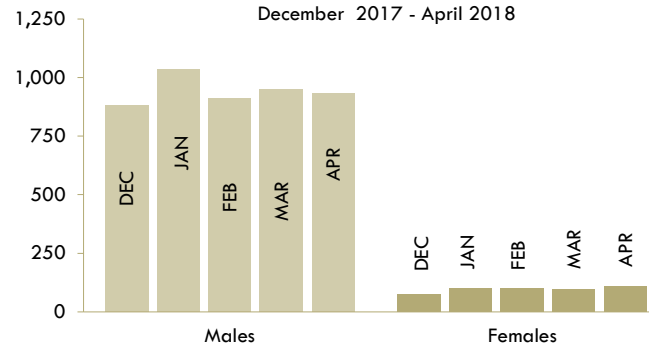


## Releases by Type

<b>Total Releases</b>	<b>1,038</b>
Mandatory Release/Extended	63%
Released from DCC Hold	27%
Released from ATR	5%
Discharged from Sentence	3%
Paroled	1%
Other	<1%

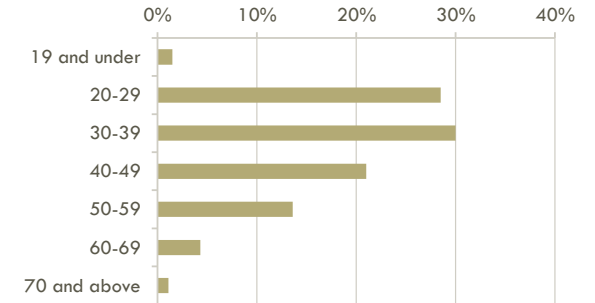
## Releases from Prison

December 2017 - April 2018



## Age

	Males	Females
Oldest Inmate	94	81
Youngest Inmate	15	18
Average Age	38.15	36.50



## Race and Ethnicity

	Males	Females
White	52%	69%
Black	43%	22%
American Indian/Alaskan Native	4%	8%
Asian or Pacific Islander	1%	1%

## Ethnicity

Hispanic or Latino	8%	3%
--------------------	----	----

## Highest Grade Completed

	Males	Females
< 9th Grade	4%	3%
9th - 12th Grade no HSED	26%	22%
HSED/GED	47%	44%
Some Grad or Voc.	17%	24%
Associates, Bachelors, Masters, or PhD.	5%	6%
Unknown	2%	1%

## Mental Health

38% of Male inmates have a mental health condition. Of these 8% have a serious condition\*

81% of Female inmates have a mental health condition. Of these 27% have a serious condition\*

\*e.g. bipolar disorder, schizophrenia, personality disorder, severe depression

## Education Enrollment

	Current Enrollment
Academic	2,057
Career and Technical Education	591
<b>Total</b>	<b>2,648</b>

## Inmate Programs and Activities

Anger Management	Pre-Release
SUD/AODA	Recreation
Cognitive Intervention	Religious Programs
Community Service	Reentry Initiatives
Domestic Violence	Sex Offender Treatment
Parenting	Work Programs

70% of inmates have substance use disorder (SUD) treatment needs

## Cost per Inmate

July 1, 2016 - June 30, 2017

	Daily	One Year
Males	\$89	\$32,340
Females	\$106	\$38,643
<b>Facilities by Security Level</b>	<b>Daily</b>	<b>One Year</b>
Maximum	\$105	\$233,409,387
Medium	\$84	\$398,562,611
Minimum/Centers	\$88	\$116,659,205

# Division of Adult Institutions



## Corrections at a Glance

April 2018

### For further information, contact:

Wisconsin Department of Corrections  
3099 East Washington Avenue  
Post Office Box 7925  
Madison, Wisconsin 53707-7925

Phone: (608) 240-5104  
Fax: (608) 240-3310  
<https://doc.wi.gov>

The Division of Adult Institutions protects the public through secure and humane treatment of inmates committed to its custody and affords inmates the opportunity to gain skills and insight into their criminal behavior that are needed to support a crime-free life upon release to the community