

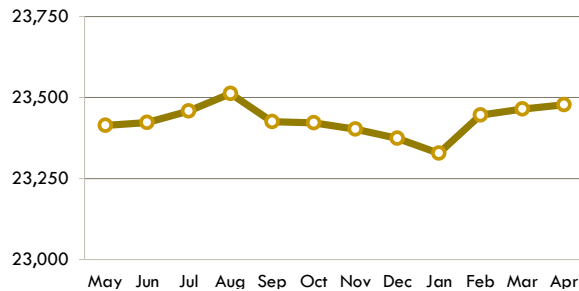
## End of Month Inmate Population\*

April 2019

Facility	Population
<b>Maximum Security</b>	
Columbia CI	809
Dodge CI	1,635
Green Bay CI	1,096
Taycheedah CI	928
Waupun CI	1,262
Wisconsin Secure Program Facility	483
Wisconsin Resource Center	387
<b>Medium Security</b>	
Fox Lake CI	1,325
Jackson CI	994
Kettle Moraine CI	1,186
Milwaukee Secure Detention Facility	518
New Lisbon CI	1,052
Oshkosh CI	2,057
Prairie Du Chien CI	520
Racine CI	1,681
Racine Youthful Offender CF	453
Redgranite CI	1,028
Stanley CI	1,567
<b>Minimum Security</b>	
Chippewa Valley CTF	486
Oakhill CI	753
Strutevant Transitional Facility	142
Correctional Centers male (14)	2,018
Correctional Centers female (2)	562
<b>Contract Beds</b>	
<b>Total Males</b>	<b>21,947</b>
<b>Total Females</b>	<b>1,531</b>
<b>Grand Total</b>	<b>23,478</b>

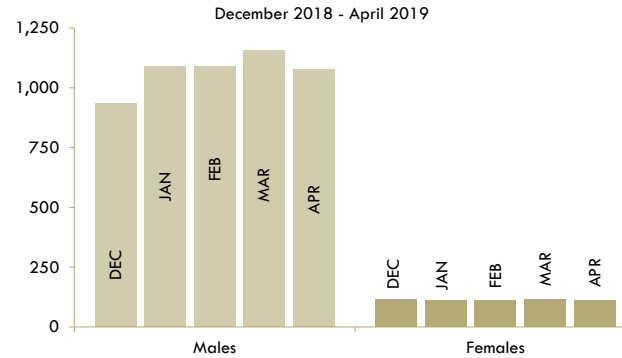
## Monthly Inmate Population Trend

May 2018 - April 2019



\*As of the last Friday of each month

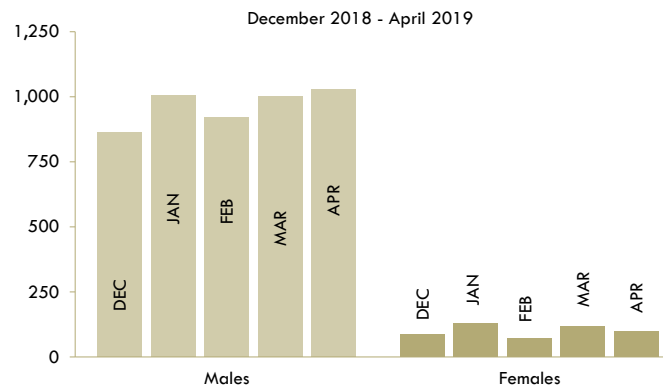
## Admissions to Prison



## Releases by Type

<b>Total Releases</b>	<b>1,126</b>
Mandatory Release/Extended Supervision	65%
Released from DCC Hold	26%
Released from ATR	4%
Discharged from Sentence	3%
Paroled	2%

## Releases from Prison



## Age

	Males	Females
Oldest Inmate	95	79
Youngest Inmate	16	18
Average Age	38.60	36.92

### Category

Category	Males	Females
19 and under	304	16
20-29	5,736	406
30-39	6,919	582
40-49	4,573	307
50-59	2,944	167
60-69	1,198	43
70 and above	303	9

## Race and Ethnicity

	Males	Females
White	51%	68%
Black	43%	22%
American Indian/Alaskan Native	4%	8%
Asian or Pacific Islander	1%	1%

### Ethnicity

Hispanic or Latino	8%	3%
--------------------	----	----

## Highest Grade Completed

	Males	Females
< 9th Grade	4%	3%
9th - 12th Grade no HSED	26%	23%
HSED/GED	46%	43%
Some Grad or Voc.	18%	23%
Associates, Bachelors, Masters, or PhD.	5%	7%
Unknown	1%	1%

## Mental Health

38% of Male inmates have a mental health condition. Of these 7% have a serious condition\*

86% of Female inmates have a mental health condition. Of these 32% have a serious condition\*

\*e.g. bipolar disorder, schizophrenia, personality disorder, severe depression

## Education

	Awards This Month
HSED	22
GED	21
<b>Total</b>	<b>43</b>

## Inmate Programs and Activities

Adult Basic Education	Pre-Release
Anger Management	Recreation
Career Technical Education	Reentry Initiatives
Cognitive Behavioral Programs	Religious Programs
Community Service	Sex Offender Treatment
Domestic Violence	Substance Use Disorder
Parenting	Work Programs

## Cost per Inmate

July 1, 2017 - June 30, 2018

	Daily	One Year
Males	\$89	\$32,450
Females	\$100	\$36,570
<b>Facilities by Security Level</b>	<b>Daily</b>	<b>One Year</b>
Maximum	\$108	\$39,518
Medium	\$89	\$32,460
Minimum/Centers	\$88	\$32,254

# Division of Adult Institutions



## Corrections at a Glance

April 2019

### For further information, contact:

Wisconsin Department of Corrections  
3099 East Washington Avenue  
Post Office Box 7925  
Madison, Wisconsin 53707-7925

Phone: (608) 240-5104  
Fax: (608) 240-3310  
<https://doc.wi.gov>

The Division of Adult Institutions protects the public through secure and humane treatment of inmates committed to its custody and affords inmates the opportunity to gain skills and insight into their criminal behavior that are needed to support a crime-free life upon release to the community