

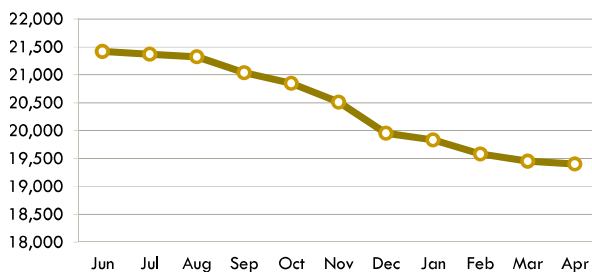
End of Month Persons in our Care Population*

April 2021

Facility	Population
Maximum Security	
Columbia CI	705
Dodge CI	1,431
Green Bay CI	964
Taycheedah CI	804
Waupun CI	948
Wisconsin Secure Program Facility	403
Wisconsin Resource Center	359
Medium Security	
Fox Lake CI	1,147
Jackson CI	874
Kettle Moraine CI	1,090
Milwaukee Secure Detention Facility	304
New Lisbon CI	967
Oshkosh CI	1,837
Prairie du Chien CI	431
Racine CI	1,533
Racine Youthful Offender CF	296
Redgranite CI	899
Stanley CI	1,359
Minimum Security	
Chippewa Valley CTF	298
Oakhill CI	572
Sturtevant Transitional Facility	124
Correctional Centers male (14)	1,344
Correctional Centers female (2)	404
Contract Beds	308
Grand Total	19,401
Total Males	18,150
Total Females	1,251

Monthly Persons in our Care Population Trend

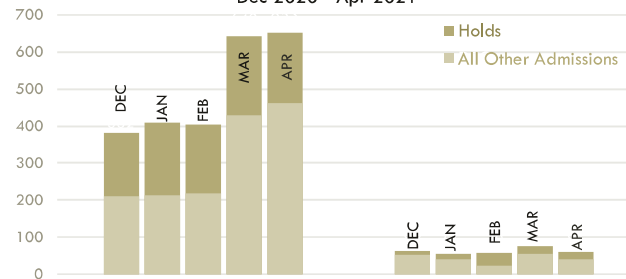
Jun 2020 - Apr 2021



*As of the last Friday of each month

Admissions to Prison

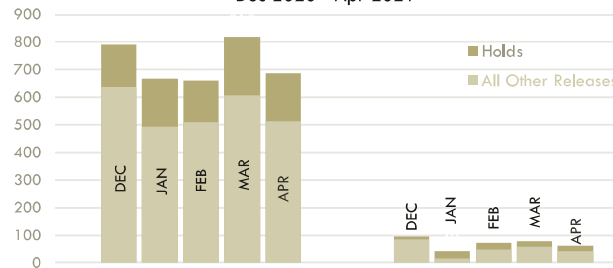
Dec 2020 - Apr 2021



	Male			Female		
	All Other	Holds	Total	All Other	Holds	Total
DEC	210	172	382	53	10	63
JAN	212	196	408	39	17	56
FEB	218	187	405	37	21	58
MAR	430	212	642	55	20	75
APR	462	191	653	39	22	61

Releases from Prison

Dec 2020 - Apr 2021



	Male			Female		
	All Other	Holds	Total	All Other	Holds	Total
DEC	639	154	793	85	10	95
JAN	495	174	669	24	16	40
FEB	509	153	662	48	22	70
MAR	608	210	818	58	20	78
APR	515	172	687	43	20	63

Total Releases

750

Mandatory Release/Extended Supervision	494	65.9%
Released from DCC Hold	192	25.6%
Released from ATR	2	0.3%
Discharged from Sentence	36	4.8%
Paroled	23	3.1%
Other	3	0.4%

Age

	Males	Females
Oldest Person in our Care	97	77
Youngest Person in our Care	18	18
Average Age	39	37

Category

19 and younger	116	3
20-29	4,063	300
30-39	5,781	491
40-49	3,996	252
50-59	2,683	152
60-69	1,211	42
70 and older	308	10

Race and Ethnicity

	Males	Females
White	51%	69%
Black	44%	22%
American Indian/Alaskan Native	4%	8%
Asian or Pacific Islander	1%	1%
Ethnicity		
Hispanic or Latino	10%	5%

Highest Grade Completed

	Males	Females
< 9th Grade	4%	4%
9th - 12th Grade no HSED	25%	23%
HSED/GED	46%	40%
Some Grad or Voc.	18%	25%
Associates, Bachelors, Masters, or PhD.	6%	7%
Unknown	1%	1%

Mental Health

39% of Male Persons in our Care have a mental health condition.
Of these, 7% have a serious condition.*

92% of Female Persons in our Care have a mental health condition.
Of these, 38% have a serious condition.*

*e.g. bipolar disorder, schizophrenia, personality disorder, severe depression

Education

	Awards
HSED	6
GED	20
Total	26

Programs and Activities

Adult Basic Education	Pre-Release
Anger Management	Recreation
Career Technical Education	Reentry Initiatives
Cognitive Behavioral Programs	Religious Programs
Community Service	Sex Offender Treatment
Domestic Violence	Substance Use Disorder
Parenting	Work Programs

Cost per Person

July 1, 2019 - June 30, 2020

	Daily	One Year
Males	\$98	\$35,735
Females	\$113	\$41,121
Facilities by Security Level	Daily	One Year
Maximum	\$122	\$44,716
Medium	\$96	\$35,251
Minimum/Centers	\$100	\$36,643

Division of Adult Institutions



Corrections at a Glance

April 2021

For further information, contact:

Wisconsin Department of Corrections
3099 East Washington Avenue
Post Office Box 7925
Madison, Wisconsin 53707-7925

Phone: (608) 240-5104
Fax: (608) 240-3310
<https://doc.wi.gov>

The Division of Adult Institutions protects the public through secure and humane treatment of Persons in Our Cares committed to its custody and affords Persons in Our Cares the opportunity to gain skills and insight into their criminal behavior that are needed to support a crime-free life upon release to the community.