

END OF MONTH PRISON POPULATION*

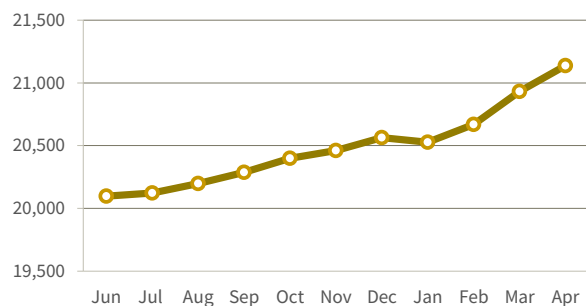
APRIL 2023

Facility	Population
Maximum Security	
Columbia CI	397
Dodge CI	1,573
Green Bay CI	969
Taycheedah CI	810
Waupun CI	1,001
Wisconsin Secure Program Facility	382
Wisconsin Resource Center	375
Medium Security	
Fox Lake CI	1,133
Jackson CI	1,000
Kettle Moraine CI	998
Milwaukee Secure Detention Facility	444
New Lisbon CI	1,050
Oshkosh CI	2,023
Racine CI	1,567
Racine Youthful Offender CF	460
Redgranite CI	1,021
Stanley CI	1,574
Minimum Security	
Chippewa Valley CTF	415
Oakhill CI	771
Prairie du Chien CI	520
Sturtevant Transitional Facility	151
Correctional Centers male (14)	1,987
Correctional Centers female (2)	510
Contract Beds*	8
Grand Total	21,139
Total Males	19,781
Total Females	1,358

*On April 30, there were 31 PIOC in out-of-state facilities. Data for these individuals is not included in the rest of this document.

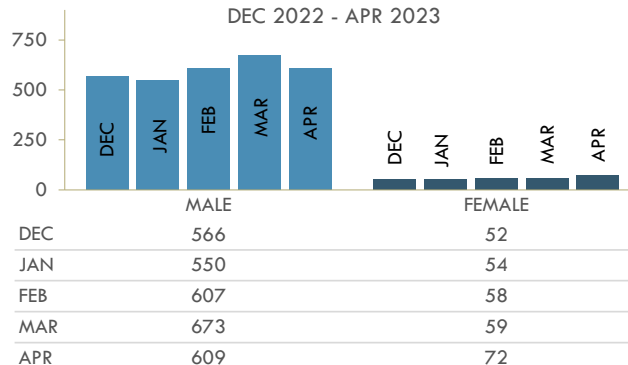
MONTHLY PRISON POPULATION TREND

JUNE 2022 - APRIL 2023



ADMISSIONS TO PRISON

DEC 2022 - APR 2023

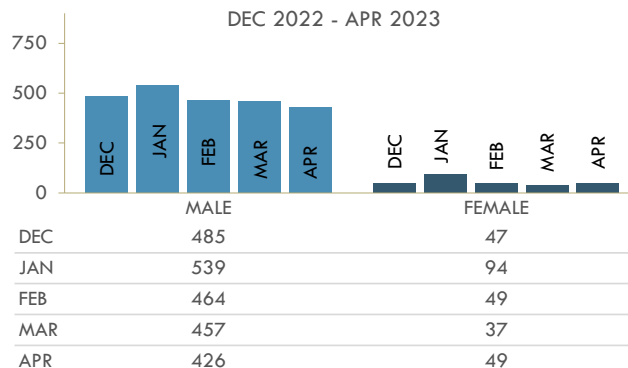


TOTAL APRIL ADMISSIONS		681
New Sentence Only	261	38.3%
Revocation-New Sentence	104	15.3%
Revocation Only (with or without pending charges)	298	43.8%
Other	3	0.4%
ATR	15	2.2%

*Starting in March 2022, the DAI AAG will no longer include DCC holds in its DAI admissions and releases counts. For these numbers, please see the [Holds and Short-Term Sanctions Dashboards](#) (on the DOC public website under Data and Reports).

RELEASES FROM PRISON

DEC 2022 - APR 2023



TOTAL APRIL RELEASES		475
Extended Supervision	445	93.7%
Mandatory Release	27	5.7%
Paroled	6	1.3%
Discharged from Sentence	15	3.2%
Released from ATR	13	2.7%
Other	4	0.8%

AGE

	Males	Females
Oldest Person in our Care	99	79
Youngest Person in our Care	18	18
Average Age	40	39

Category

Category	Males	Females
19 and younger	164	9
20-29	4,048	262
30-39	6,212	504
40-49	4,590	316
50-59	2,985	194
60-69	1,411	58
70 and older	371	15

RACE AND ETHNICITY

	Males	Females
White	52%	72%
Black	42%	18%
American Indian/Alaskan Native	5%	9%
Asian or Pacific Islander	1%	1%
Ethnicity		
Hispanic or Latino	11%	7%

HIGHEST GRADE COMPLETED

	Males	Females
< 9th Grade	3%	2%
9th - 12th Grade no HSED	25%	22%
HSED/GED	47%	42%
Some Grad or Voc.	18%	25%
Associates, Bachelors, Masters, or PhD.	6%	8%
Unknown	1%	1%

MENTAL HEALTH

42% of Male Persons in our Care have a mental health condition.
Of these, 7% have a serious condition.*

91% of Female Persons in our Care have a mental health condition.
Of these, 28% have a serious condition.*

*e.g. bipolar disorder, schizophrenia, personality disorder, severe depression

EDUCATION

Awards

HSED	18
GED	6
Total	24

PROGRAMS AND ACTIVITIES

Adult Basic Education	Pre-Release
Anger Management	Recreation
Career Technical Education	Reentry Initiatives
Cognitive Behavioral Programs	Religious Programs
Community Service	Sex Offender Treatment
Domestic Violence	Substance Use Disorder
Parenting	Work Programs

COST PER PERSON

July 1, 2021 - June 30, 2022

	Daily	One Year
Males	\$120	\$43,843
Females	\$146	\$53,271
Facilities by Security Level	Daily	One Year
Maximum	\$151	\$55,253
Medium	\$123	\$45,070
Minimum/Centers	\$132	\$48,229



DIVISION OF ADULT INSTITUTIONS

CORRECTIONS AT A GLANCE

APRIL 2023

For further information, contact:

Wisconsin Department of Corrections
3099 East Washington Avenue
Post Office Box 7925
Madison, Wisconsin 53707-7925

Phone: (608) 240-5104
Fax: (608) 240-3310
<https://doc.wi.gov>

The Division of Adult Institutions protects the public through secure and humane treatment of Persons in Our Cares committed to its custody and affords Persons in Our Cares the opportunity to gain skills and insight into their criminal behavior that are needed to support a crime-free life upon release to the community.