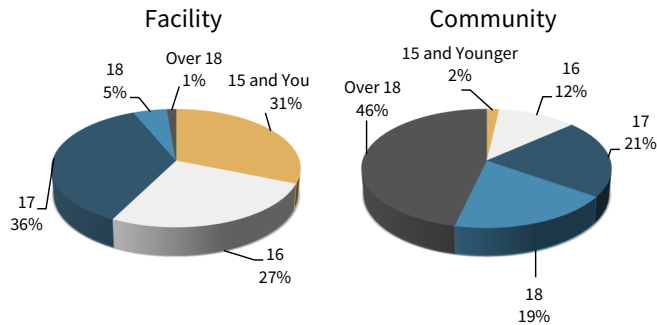


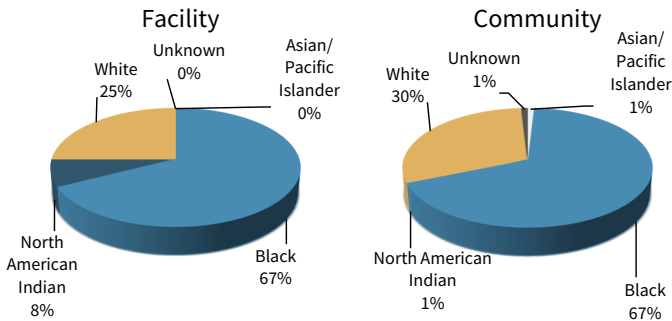
End of the Month Population

	Male	Female
Copper Lake School	0	5
Grow Academy	5	0
Lincoln Hills School	43	0
Mendota Juvenile Treatment Center	27	0
Facility Total	75	5
NWRO (NW Regional Offices) WI Youth	32	2
NWRO Interstate Compact Juveniles	10	1
SERO (SE Regional Office) WI Youth	58	1
SERO Interstate Compact Juveniles	6	2
Community Total	106	6

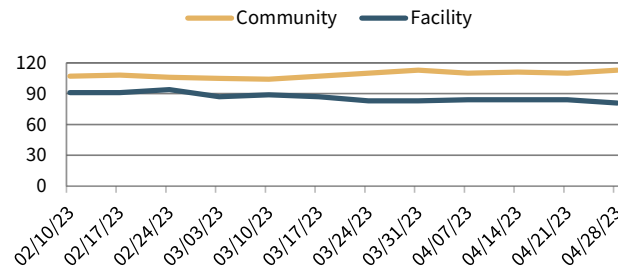
Age



Race



Population Trends



Community numbers represent youth supervised by a DJC State Agent who are not residing in a state juvenile facility. Facility numbers include both long term (commitments) and short term placements at CLS, Grow, LHS, and MJTC.

Facility Admissions

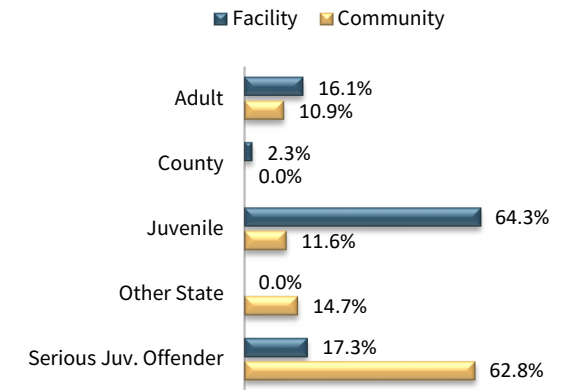
	Male	Female	Total
DJC Commitment*	3	0	3
Youth admitted to a facility under a court ordered state juvenile commitment			
Change of Placement	1	0	1
Youth returning to a facility from County Supervision under a previous order			
Other	1	0	1
Total	5	0	5

*Commitments in April were from the following counties:
Dane, Kenosha, Vilas

Facility Releases

	Male	Female	Total
Expiration of Commitment	4	0	4
Transfer to Community Supervision	5	0	5
Graduated from Grow Program	1	0	1
Terminated from Grow Program	1	0	1
Total	11	0	11

Commitment Types*



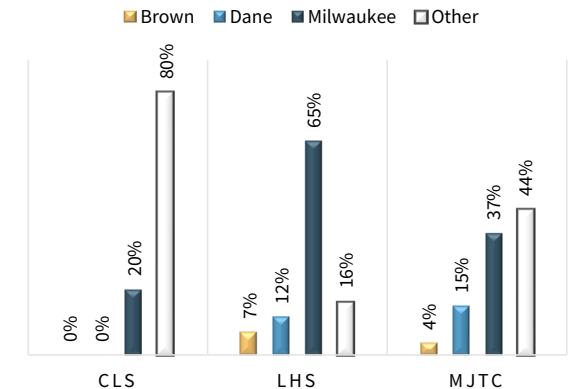
Dual Commitments**

Of 192 total youth under DJC's care, 29 have a dual commitment.

* Youth can have multiple commitments at the same time. Commitment Type data represents all commitments held by youth under DJC's care.

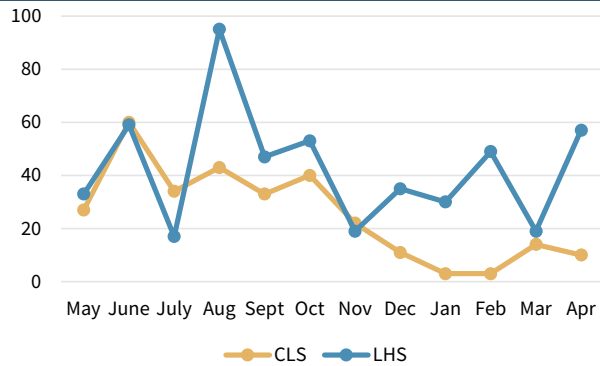
**Dual Commitments are defined by youth with commitments by both the juvenile and adult court system. Adult commitments include prison and probation sentencing.

Facility Commitments by County

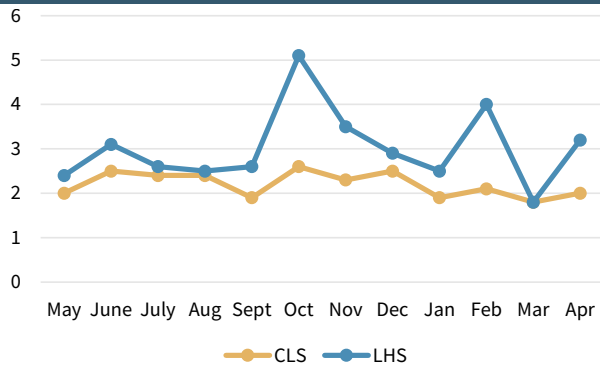


Other Counties: Calumet, Chippewa, Clark, Douglas, Fond du Lac, Kenosha, Lafayette, Langlade, Lincoln, Marathon, Outagamie, Sheboygan, St. Croix, Taylor, Vilas, Walworth, Washington, Winnebago

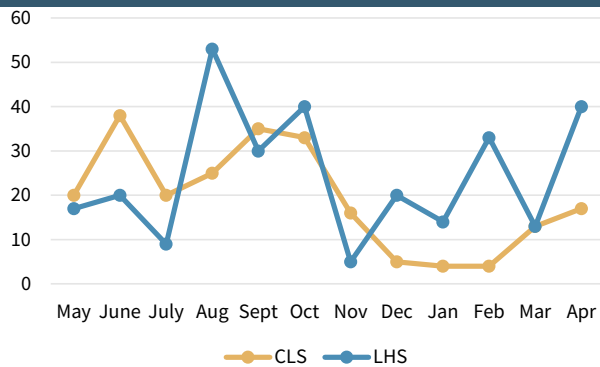
Administrative Confinement Placements



Avg. Hours in Administrative Confinement



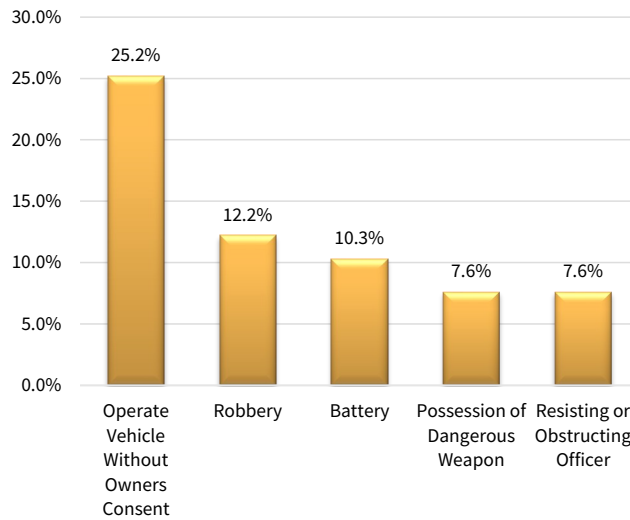
Physical Intervention*



Administrative Confinement and Physical Intervention statistics are from May 2022 - April 2023.

* Physical Intervention is defined by the use of physical or mechanical restraints for youth and staff safety.

Prominent Offenses for Youth at CLS/LHS



Education at CLS/LHS

July 2021 - June 2022

High School Achievements	LHS	CLS	Total
Credits Earned	165.25	38.25	203.50
Diplomas Awarded	4	1	5
Equivalency Diplomas Awarded	6	2	8



Division of Juvenile Corrections

Corrections at a Glance

April 2023

For further information, contact:

Wisconsin Department of Corrections
3099 East Washington Avenue
Post Office Box 8930
Madison, Wisconsin 53708-8930
Phone: (608) 240-5900
Fax: (608) 240-3371

Brochure available online at:
www.doc.wi.gov/Pages/DataResearch/DataAndReports

We Believe In **YOU!**

Youth
Our organization
Uniting families and communities

DJC: Building hope to develop healthy youth, caring professionals, strong families, and safe communities.