

## END OF MONTH PRISON POPULATION\*

### APRIL 2024

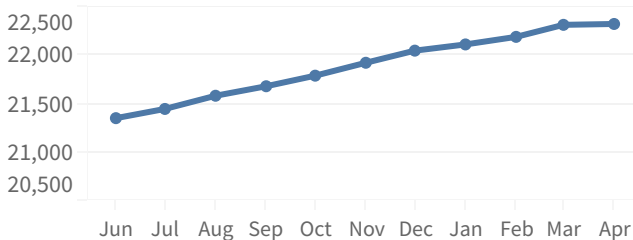
	Facility	Population	
<b>Maximum</b>	Columbia CI	627	
	Dodge CI	1,596	
	Green Bay CI	1,050	
	Taycheedah CI	876	
	Waupun CI	721	
	Wisconsin Secure Program Facility	444	
	Wisconsin Resource Center	372	
	<b>Medium</b>	Fox Lake CI	1,309
Jackson CI		1,006	
Kettle Moraine CI		1,086	
Milwaukee Secure Detention Facility		600	
New Lisbon CI		1,046	
Oshkosh CI		2,022	
Racine CI		1,735	
Racine Youthful Offender CF		458	
Redgranite CI		1,027	
Stanley CI		1,561	
<b>Minimum</b>		Chippewa Valley CTF	503
		Oakhill CI	788
		Prairie du Chien CI	516
		Sturtevant Transitional Facility	150
	Correctional Centers male (14)	2,044	
	Correctional Centers female (2)	589	
Contract Bed	199		
<b>Grand Total</b>		22,325	

Total Males 20,819  
Total Females 1,506

\*On 4/30/2024, there were 32 PIOC in out-of-state facilities. Data for these individuals is not included in the rest of this document.

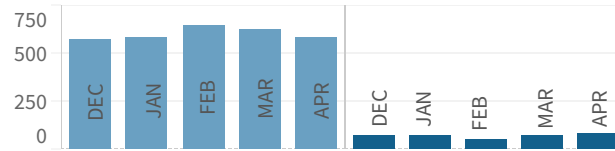
## MONTHLY PRISON POPULATION TREND

### June 2023 - April 2024



## ADMISSIONS TO PRISON

### December 2023 - April 2024



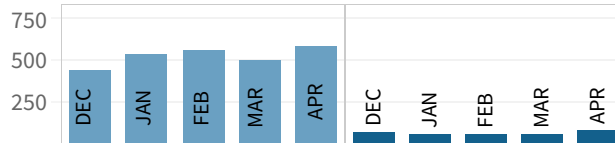
	MALE	FEMALE
DEC	574	73
JAN	587	76
FEB	648	56
MAR	621	73
APR	587	79

### TOTAL APRIL ADMISSIONS 666

New Sentence Only	261	39.2%
Revocation-New Sentence	101	15.2%
Revocation Only (with or w/o pending charges)	292	43.8%
ATR	10	1.5%
Other	2	0.3%

\*Starting in March 2022, the DAI AAG will no longer include DCC holds in its DAI admissions and releases counts. For these numbers, please see the [Holds and Short-Term Sanctions Dashboards](#) (on the DOC public website under Data and Rep..

## RELEASES FROM PRISON



	MALE	FEMALE
DEC	440	71
JAN	539	57
FEB	565	56
MAR	502	63
APR	578	81

### TOTAL APRIL RELEASES 659

Extended Supervision	565	85.7%
Mandatory Release	39	5.9%
Paroled	18	2.7%
Discharge from Sentence	13	2.0%
Release from ATR	19	2.9%
Other	5	0.8%

## AGE

	Males	Females
Oldest Person in our Care	93	80
Youngest Person in our Care	18	18
Average Age	40	39
	Males	Females
19 and younger	170	5
20-29	4,004	276
30-39	6,592	565
40-49	5,051	359
50-59	3,075	208
60-69	1,532	75
70 and Older	395	18

## RACE AND ETHNICITY

	Males	Females
White	51%	69%
Black	42%	21%
American Indian/Alaskan Native	5%	10%
Asian or Pacific Islander	1%	1%
Ethnicity		
Hispanic or Latino	11%	8%

## HIGHEST GRADE COMPLETED

	Males	Females
< 9th grade	3%	2%
9th through 12th grade- no HS..	24%	19%
HSED/GED	49%	44%
Some Grad or Voc	17%	25%
Associates, Bachelors, Masters,..	6%	10%
Unknown	1%	1%

## MENTAL HEALTH

42% of Male Persons in our Care have a mental health condition.

Of these, 7% have a serious condition.\*

91% of Female Persons in our Care have a mental health condition.

Of these, 26% have a serious condition.\*

\*e.g. bipolar disorder, schizophrenia, personality disorder, severe depression

## EDUCATION

### Award Type

GED/HSED	51
----------	----

## PROGRAMS AND ACTIVITIES

Adult Basic Education	Pre-Release
Anger Management	Recreation
Career Technical Education	Reentry Initiatives
Cognitive Behavioral Programs	Religious Programs
Community Service	Sex Offender Treatment
Domestic Violence	Substance Use Disorder
Parenting	Work Programs

## COST PER PERSON

July 1, 2022 - June 30, 2023

	Daily	One Year
Males	\$128	\$46,873
Females	\$124	\$45,276

Facilities by Security Level	Daily	One Year
Maximum	\$135	\$49,406
Medium	\$133	\$48,661
Minimum/Centers	\$88	\$32,164



# DIVISION OF ADULT INSTITUTIONS

## CORRECTIONS AT A GLANCE

APRIL 2024

### For further information, contact:

Wisconsin Department of Corrections  
3099 East Washington Avenue  
Post Office Box 7925  
Madison, Wisconsin 53707-7925

Phone: (608) 240-5104  
Fax: (608) 240-3310  
<https://doc.wi.gov>

The Division of Adult Institutions protects the public through secure and humane treatment of Persons in Our Cares committed to its custody and affords Persons in Our Cares the opportunity to gain skills and insight into their criminal behavior that are needed to support a crime-free life upon release to the community.