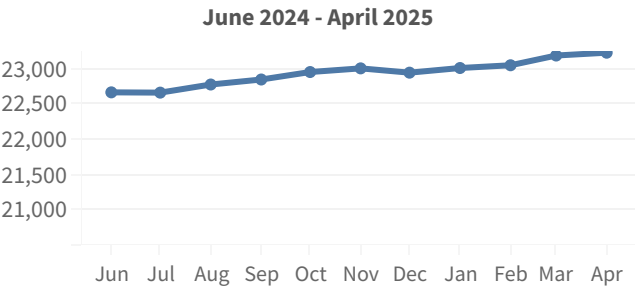


END OF MONTH PRISON POPULATION*

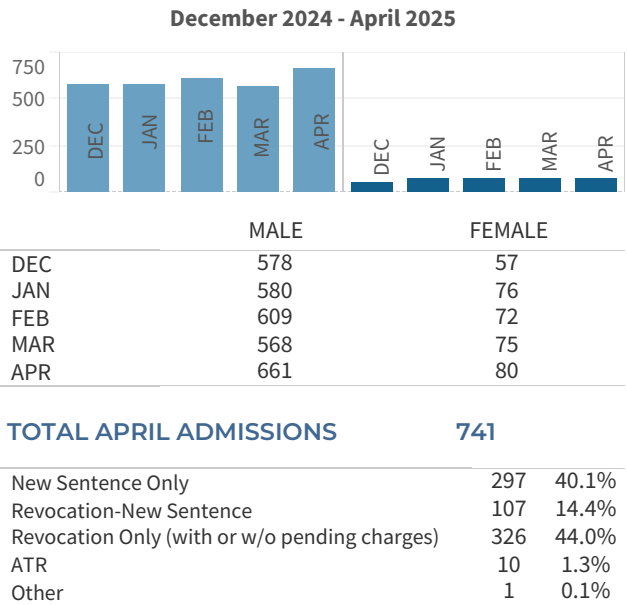
APRIL 2025		
	Facility	Population
Maximum	Columbia CI	673
	Dodge CI	1,759
	Green Bay CI	1,131
	Taycheedah CI	983
	Waupun CI	777
	Wisconsin Secure Program Facility	476
	Wisconsin Resource Center	400
Medium	Fox Lake CI	1,388
	Jackson CI	1,005
	Kettle Moraine CI	1,140
	Milwaukee Secure Detention Facility	653
	New Lisbon CI	1,050
	Oshkosh CI	2,082
	Racine CI	1,757
	Racine Youthful Offender CF	474
	Redgranite CI	1,027
	Stanley CI	1,557
Minimum	Chippewa Valley CTF	450
	Oakhill CI	828
	Prairie du Chien CI	491
	Sturtevant Transitional Facility	152
	Correctional Centers male (14)	2,131
	Correctional Centers female (2)	592
	Contract Bed	248
	Lincoln County Jail Contract	16
Grand Total		23,240
Total Males		21,625
Total Females		1,615

*On 4/30/2025, there were 29 PIOC in out-of-state facilities. Data for these individuals is not included in the rest of this document.

MONTHLY PRISON POPULATION TREND

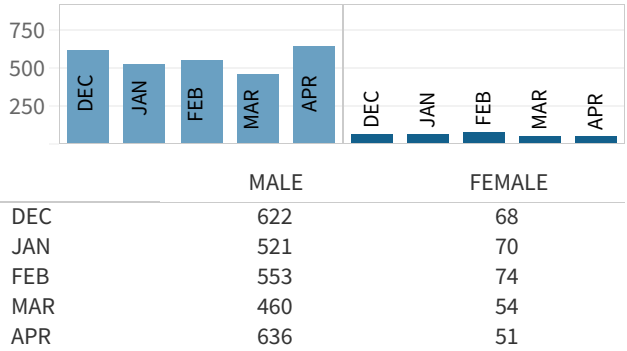


ADMISSIONS TO PRISON



*Starting in March 2022, the DAI AAG will no longer include DCC holds in its DAI admissions and releases counts. For these numbers, please see the [Holds and Short-Term Sanctions Dashboards](#) (on the DOC public website under Data and Reports).

RELEASES FROM PRISON



TOTAL APRIL RELEASES 687		
Extended Supervision	610	88.8%
Mandatory Release	32	4.7%
Paroled	9	1.3%
Discharge from Sentence	21	3.1%
Release from ATR	12	1.7%
Other	3	0.4%

AGE

	Males	Females
Oldest Person in our Care	94	82
Youngest Person in our Care	18	18
Average Age	41	39
	Males	Females
19 and younger	184	12
20-29	3,968	276
30-39	6,791	615
40-49	5,368	417
50-59	3,164	201
60-69	1,678	76
70 and Older	472	18

RACE AND ETHNICITY

	Males	Females
White	51%	69%
Black	43%	21%
American Indian/Alaskan Native	5%	10%
Asian or Pacific Islander	1%	1%
Ethnicity		
Hispanic or Latino	12%	9%

HIGHEST GRADE COMPLETED

	Males	Females
< 9th grade	3%	2%
9th through 12th grade- no HS..	23%	18%
HSED/GED	49%	43%
Some Grad or Voc	17%	26%
Associates, Bachelors, Masters,..	6%	10%
Unknown	1%	1%

MENTAL HEALTH

43% of Male Persons in our Care have a mental health condition.

Of these, 7% have a serious condition.*

90% of Female Persons in our Care have a mental health condition.

Of these, 21% have a serious condition.*

*e.g. bipolar disorder, schizophrenia, personality disorder, severe depression

EDUCATION

Award Type

GED/HSED	67
----------	----

PROGRAMS AND ACTIVITIES

Adult Basic Education

Anger Management

Career Technical Education

Cognitive Behavioral Programs

Community Service

Domestic Violence

Parenting

Pre-Release

Recreation

Reentry Initiatives

Religious Programs

Sex Offender Treatment

Substance Use Disorder

Work Programs

COST PER PERSON

July 1, 2023 - June 30, 2024

	Daily	One Year
Males	\$142	\$51,801
Females	\$157	\$57,307

Facilities by Security Level	Daily	One Year
Maximum	\$190	\$69,599
Medium	\$136	\$49,807
Minimum/Centers	\$147	\$53,887



DIVISION OF ADULT INSTITUTIONS

CORRECTIONS AT A GLANCE

APRIL 2025

For further information, contact:

Wisconsin Department of Corrections
3099 East Washington Avenue
Post Office Box 7925
Madison, Wisconsin 53707-7925

Phone: (608) 240-5104
Fax: (608) 240-3310
<https://doc.wi.gov>

The Division of Adult Institutions protects the public through secure and humane treatment of Persons in Our Cares committed to its custody and affords Persons in Our Cares the opportunity to gain skills and insight into their criminal behavior that are needed to support a crime-free life upon release to the community.