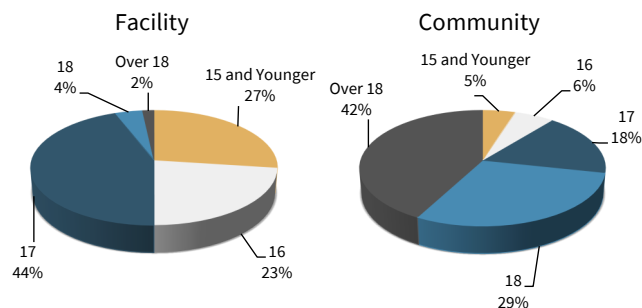


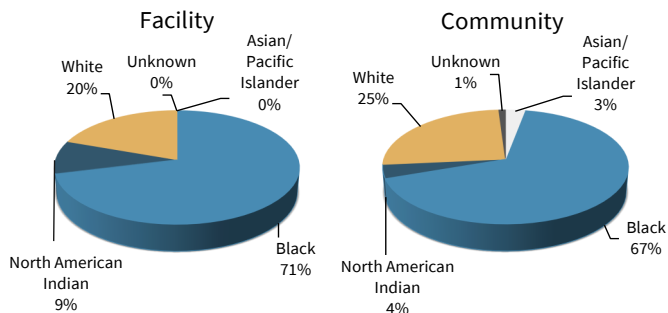
End of the Month Population

	Male	Female
Copper Lake School	0	6
Grow Academy	3	0
Lincoln Hills School	76	0
Mendota Juvenile Treatment Center	26	7
Facility Total	105	13
NWRO (NW Regional Offices) WI Youth	19	3
NWRO Interstate Compact Juveniles	13	3
SERO (SE Regional Office) WI Youth	57	0
SERO Interstate Compact Juveniles	7	0
Community Total	96	6

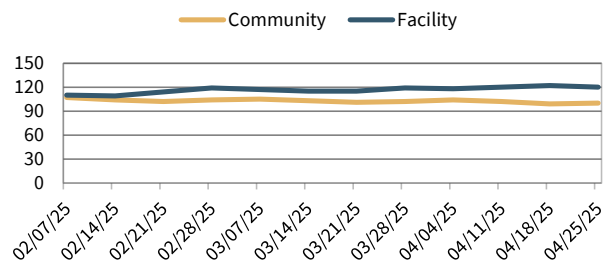
Age



Race



Population Trends



Facility Admissions

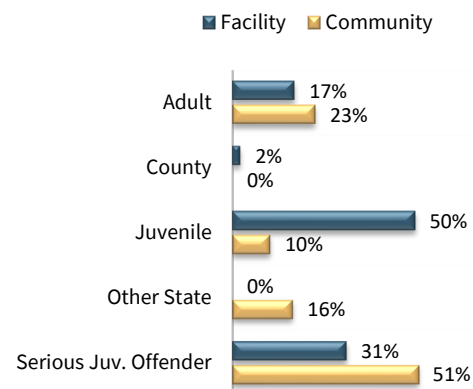
	Male	Female	Total
Change of Placement	1	0	1
Youth returning to a facility from County Supervision under a previous order			
DJC Commitment*	8	1	9
Youth admitted to a facility under a court ordered state juvenile commitment			
DJC Sanction/Hold	1	0	1
Total	10	1	11

*Commitments in April were from the following counties:
Brown, Dane, Fond du Lac, Kenosha, Milwaukee,
Polk, Sawyer, Waupaca

Facility Releases

	Male	Female	Total
Expiration of Commitment	4	0	4
Other	1	0	1
Release to County Supervision	2	0	2
Release to DAI	1	0	1
Release to Interstate Compact	0	1	1
Transfer to Community Supervision	5	0	5
Total	13	1	14

Commitment Types*



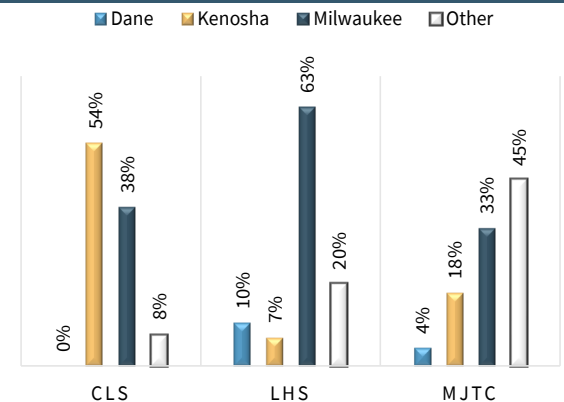
Dual Commitments**

Of 220 total youth under DJC's care, 37 have a dual commitment.

*Youth can have multiple commitments at the same time. Commitment Type data represents all commitments held by youth under DJC's care.

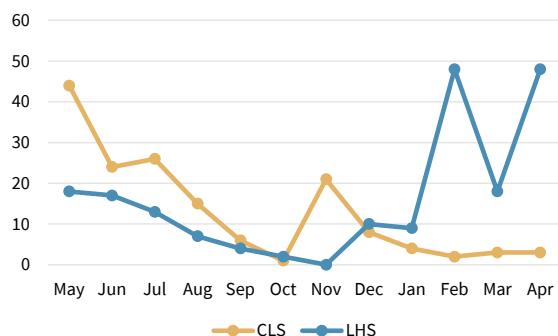
**Dual Commitments are defined by youth with commitments by both the juvenile and adult court system. Adult commitments include prison and probation sentencing.

Facility Commitments by County



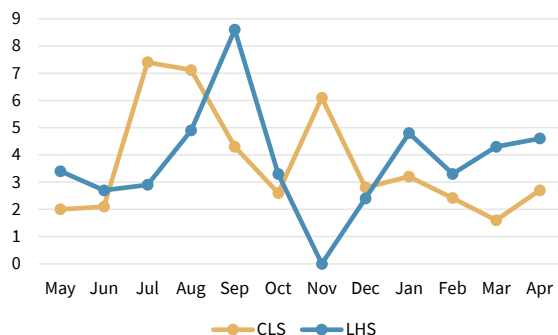
Other Counties: Bayfield, Brown, Clark, Columbia, Dunn, Fond du Lac, La Crosse, Lincoln, Oneida, Outagamie, Polk, Racine, Rock, Sawyer, Sheboygan, Trempealeau, Waukesha, Waupaca

Administrative Confinement Placements

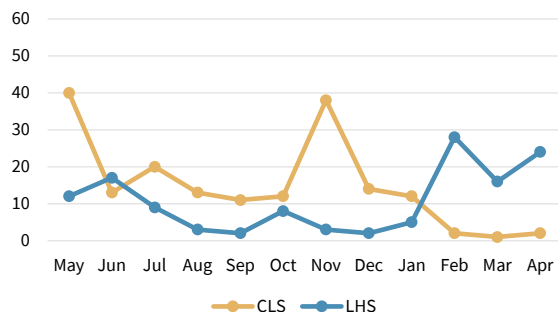


Youth pending transfer are not included in the average Administrative Confinement duration.

Avg. Hours in Administrative Confinement



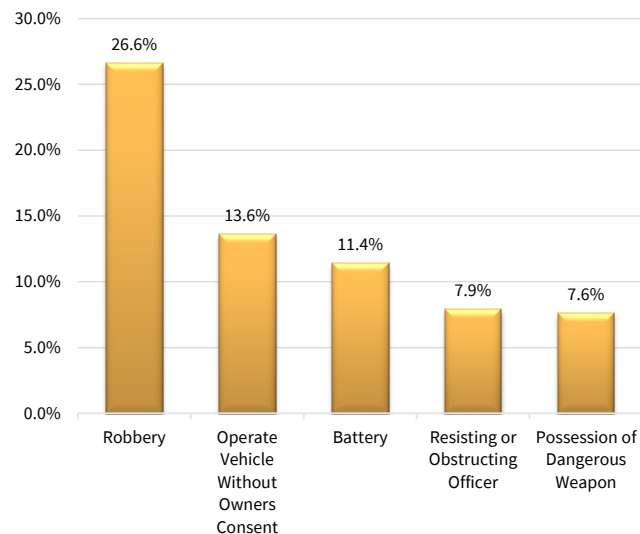
Physical Interaction*



Administrative Confinement and Physical Intervention statistics are from May 2024 - April 2025.

*Physical Interaction is defined by the use of physical or mechanical restraints for youth and staff safety.

Prominent Offenses for Youth at CLS/LHS



Education at CLS/LHS

July 2023 – June 2024

High School Achievements	LHS	CLS	Total
Credits Earned	160.25	19.75	180.00
Diplomas Awarded	4	0	4
Equivalency Diplomas Awarded	8	0	8



Division of Juvenile Corrections

Corrections at a Glance

April 2025

For further information, contact:

Wisconsin Department of Corrections
3099 East Washington Avenue
Post Office Box 8930
Madison, Wisconsin 53708-8930
Phone: (608) 240-5900
Fax: (608) 240-3371

Brochure available online at:
www.doc.wi.gov/Pages/DataResearch/DataAndReports

We Believe In YOU!

Youth
Our organization
Uniting families and communities

DJC: Building hope to develop healthy youth, caring professionals, strong families, and safe communities.