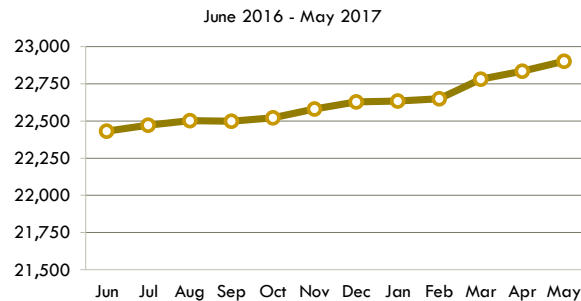


End of Month Inmate Population

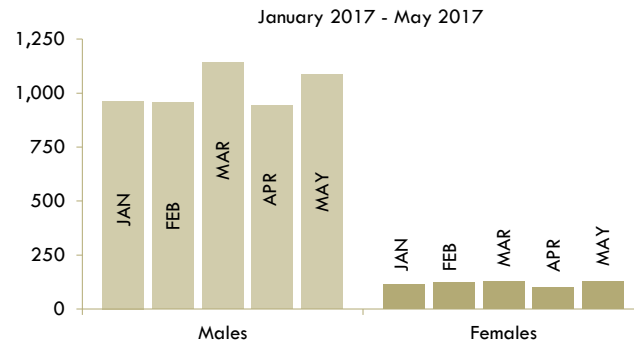
May 2017

Facility	Population
Maximum Security	
Columbia CI	830
Dodge CI	1,613
Green Bay CI	1,093
Taycheedah CI	880
Waupun CI	1,260
Wisconsin Secure Program Facility	456
Medium Security	
Fox Lake CI	1,351
Jackson CI	974
Kettle Moraine CI	1,182
Milwaukee Secure Detention Facility	465
New Lisbon CI	1,037
Oshkosh CI	2,041
Prairie Du Chien CI	516
Racine CI	1,676
Racine Youthful Offender CF	450
Redgranite CI	1,018
Stanley CI	1,573
Wisconsin Resource Center	361
Minimum Security	
Chippewa Valley CTF	501
Oakhill CI	703
Strutvant Transitional Facility	150
Correctional Centers male (14)	1,942
Correctional Centers female (2)	590
Contract Beds	240
Total Males	21,388
Total Females	1,514
Grand Total	22,902

Monthly Inmate Population Trend



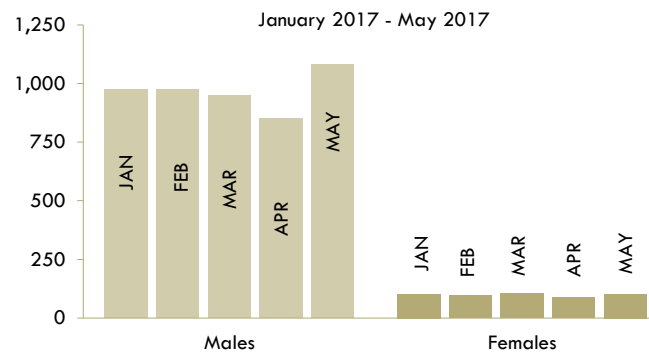
Admissions to Prison



Releases by Type

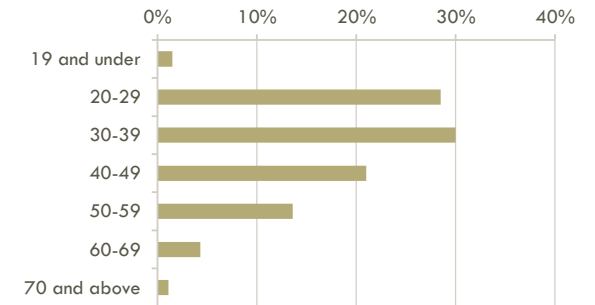
Total Releases	1,182
Mandatory Release/Extended Supervision	59%
Released from DCC Hold	25%
Released from ATR	12%
Discharged from Sentence	2%
Paroled	1%
Other	<1%

Releases from Prison



Age

	Males	Females
Oldest Inmate	93	80
Youngest Inmate	16	17
Average Age	37.99	36.62



Race and Ethnicity

	Males	Females
White	52%	70%
Black	43%	21%
American Indian/Alaskan Native	4%	8%
Asian or Pacific Islander	1%	1%

Ethnicity

Hispanic or Latino	9%	3%
--------------------	----	----

Highest Grade Completed

	Males	Females
< 9th Grade	4%	3%
9th - 12th Grade no HSED	26%	22%
HSED/GED	47%	44%
Some Grad or Voc.	16%	24%
Associates, Bachelors, Masters, or PhD.	5%	6%
Unknown	2%	1%

Mental Health

36% of Male inmates have a mental health condition. Of these 8% have a serious condition*

82% of Female inmates have a mental health condition. Of these 27% have a serious condition*

*e.g. bipolar disorder, schizophrenia, personality disorder, severe depression

Education Enrollment

	Current Enrollment
Academic	2,230
Career and Technical Education	547
Total	2,777

Inmate Programs and Activities

Anger Management	Pre-Release
AODA	Recreation
Cognitive Intervention	Religious Programs
Community Service	Reentry Initiatives
Domestic Violence	Sex Offender Treatment
Parenting	Work Programs

70% of inmates have alcohol or drug abuse (AODA) treatment needs

Cost per Inmate

July 1, 2015- June 30, 2016

	Daily	One Year
Males	\$87.42	\$31,908.45
Females	\$105.87	\$38,642.59
Male Facilities	Daily	One Year
Maximum	\$93.21	\$34,021.29
Medium	\$81.92	\$29,899.67
Minimum/Centers	\$86.84	\$31,696.39

Division of Adult Institutions



Corrections at a Glance

May 2017

For further information, contact:

Wisconsin Department of Corrections
3099 East Washington Avenue
Post Office Box 7925
Madison, Wisconsin 53707-7925

Phone: (608) 240-5104
Fax: (608) 240-3310
<https://doc.wi.gov>

The Division of Adult Institutions protects the public through secure and humane treatment of inmates committed to its custody and affords inmates the opportunity to gain skills and insight into their criminal behavior that are needed to support a crime-free life upon release to the community