

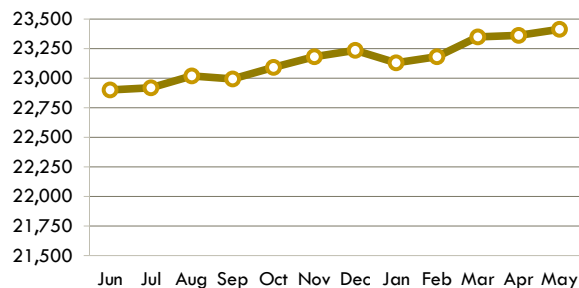
End of Month Inmate Population*

May 2018

Facility	Population
Maximum Security	
Columbia CI	841
Dodge CI	1,798
Green Bay CI	1,085
Taycheedah CI	928
Waupun CI	1,263
Wisconsin Secure Program Facility	485
Medium Security	
Fox Lake CI	1,355
Jackson CI	999
Kettle Moraine CI	1,184
Milwaukee Secure Detention Facility	442
New Lisbon CI	1,042
Oshkosh CI	2,035
Prairie Du Chien CI	516
Racine CI	1,633
Racine Youthful Offender CF	459
Redgranite CI	1,028
Stanley CI	1,572
Wisconsin Resource Center	348
Minimum Security	
Chippewa Valley CTF	503
Oakhill CI	726
Strutvant Transitional Facility	144
Correctional Centers male (14)	1,959
Correctional Centers female (2)	592
Contract Beds	
Total Males	21,849
Total Females	1,565
Grand Total	23,414

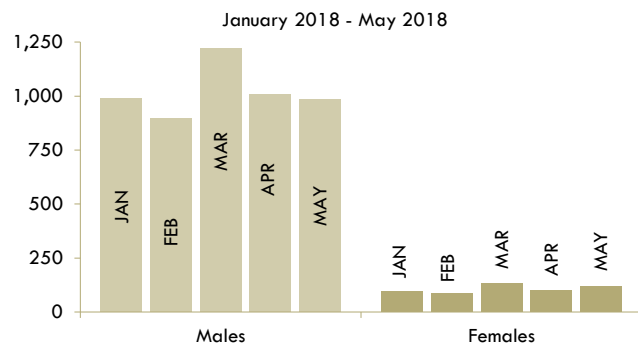
Monthly Inmate Population Trend

June 2017 - May 2018



*As of last Friday of each month

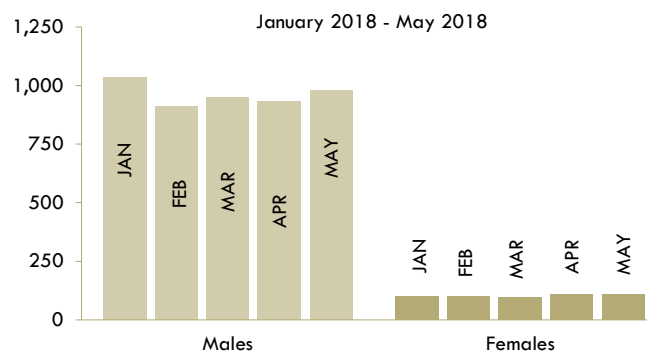
Admissions to Prison



Releases by Type

Total Releases	1,085
Mandatory Release/Extended Supervision	61%
Released from DCC Hold	26%
Released from ATR	7%
Discharged from Sentence	4%
Paroled	1%
Other	<1%

Releases from Prison



Age

	Males	Females
Oldest Inmate	94	81
Youngest Inmate	15	18
Average Age	38.14	36.49
19 and under		2%
20-29		29%
30-39		30%
40-49		21%
50-59		14%
60-69		4%
70 and above		1%

Race and Ethnicity

	Males	Females
White	52%	69%
Black	43%	22%
American Indian/Alaskan Native	4%	8%
Asian or Pacific Islander	1%	1%
Ethnicity		
Hispanic or Latino	8%	3%

Highest Grade Completed

	Males	Females
< 9th Grade	4%	4%
9th - 12th Grade no HSED	26%	22%
HSED/GED	47%	45%
Some Grad or Voc.	17%	23%
Associates, Bachelors, Masters, or PhD.	5%	6%
Unknown	2%	1%

Mental Health

38% of Male inmates have a mental health condition. Of these 8% have a serious condition*

81% of Female inmates have a mental health condition. Of these 27% have a serious condition*

*e.g. bipolar disorder, schizophrenia, personality disorder, severe depression

Education Enrollment

Current Enrollment

Academic	1,981
Career and Technical Education	606
Total	2,587

Inmate Programs and Activities

Anger Management	Pre-Release
SUD/AODA	Recreation
Cognitive Intervention	Religious Programs
Community Service	Reentry Initiatives
Domestic Violence	Sex Offender Treatment
Parenting	Work Programs

70% of inmates have substance use disorder (SUD) treatment needs

Cost per Inmate

July 1, 2016 - June 30, 2017

	Daily	One Year
Males	\$89	\$32,340
Females	\$106	\$38,643
Facilities by Security Level	Daily	One Year
Maximum	\$105	\$233,409,387
Medium	\$84	\$398,562,611
Minimum/Centers	\$88	\$116,659,205

Division of Adult Institutions



Corrections at a Glance

May 2018

For further information, contact:

Wisconsin Department of Corrections
3099 East Washington Avenue
Post Office Box 7925
Madison, Wisconsin 53707-7925

Phone: (608) 240-5104
Fax: (608) 240-3310
<https://doc.wi.gov>

The Division of Adult Institutions protects the public through secure and humane treatment of inmates committed to its custody and affords inmates the opportunity to gain skills and insight into their criminal behavior that are needed to support a crime-free life upon release to the community