

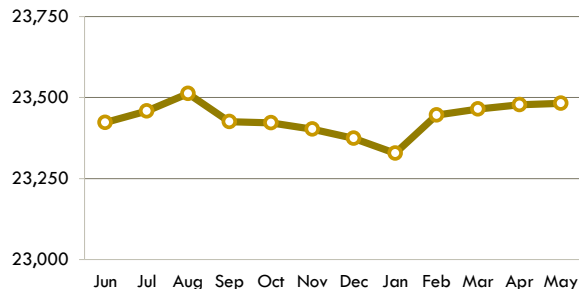
End of Month Inmate Population*

May 2019

Facility	Population
Maximum Security	
Columbia CI	816
Dodge CI	1,662
Green Bay CI	1,095
Taycheedah CI	919
Waupun CI	1,258
Wisconsin Secure Program Facility	485
Wisconsin Resource Center	378
Medium Security	
Fox Lake CI	1,336
Jackson CI	994
Kettle Moraine CI	1,187
Milwaukee Secure Detention Facility	528
New Lisbon CI	1,051
Oshkosh CI	2,052
Prairie Du Chien CI	522
Racine CI	1,678
Racine Youthful Offender CF	460
Redgranite CI	1,010
Stanley CI	1,582
Minimum Security	
Chippewa Valley CTF	470
Oakhill CI	753
Strutevant Transitional Facility	150
Correctional Centers male (14)	2,006
Correctional Centers female (2)	549
Contract Beds	
541	
Total Males	21,971
Total Females	1,511
Grand Total	23,482

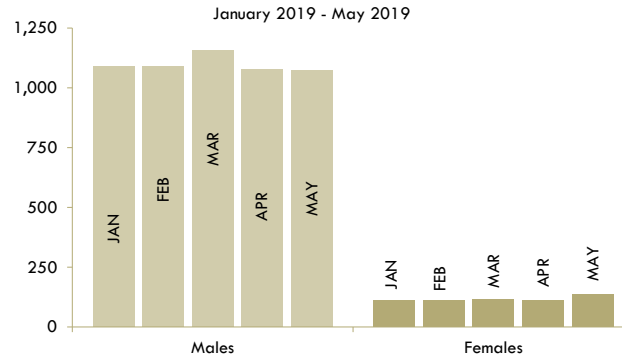
Monthly Inmate Population Trend

June 2018 - May 2019



*As of the last Friday of each month

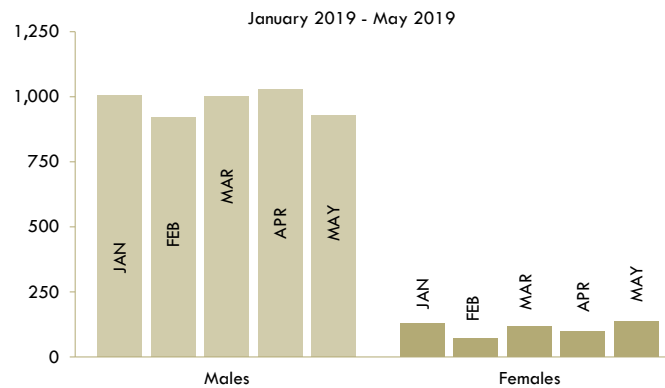
Admissions to Prison



Releases by Type

Total Releases	1,067
Mandatory Release/Extended Supervision	62%
Released from DCC Hold	27%
Released from ATR	5%
Discharged from Sentence	4%
Paroled	2%

Releases from Prison



Age

	Males	Females
Oldest Inmate	95	80
Youngest Inmate	16	18
Average Age	38.64	36.88

Category

Category	Males	Females
19 and under	311	15
20-29	5,725	407
30-39	6,932	574
40-49	4,609	298
50-59	2,929	167
60-69	1,227	41
70 and above	303	9

Race and Ethnicity

	Males	Females
White	52%	68%
Black	43%	22%
American Indian/Alaskan Native	4%	8%
Asian or Pacific Islander	1%	1%

Ethnicity

Hispanic or Latino	8%	3%
--------------------	----	----

Highest Grade Completed

	Males	Females
< 9th Grade	4%	3%
9th - 12th Grade no HSED	26%	23%
HSED/GED	46%	43%
Some Grad or Voc.	18%	23%
Associates, Bachelors, Masters, or PhD.	5%	7%
Unknown	1%	1%

Mental Health

39% of Male inmates have a mental health condition. Of these 7% have a serious condition*

85% of Female inmates have a mental health condition. Of these 31% have a serious condition*

*e.g. bipolar disorder, schizophrenia, personality disorder, severe depression

Education

	Awards This Month
HSED	28
GED	18
Total	46

Inmate Programs and Activities

Adult Basic Education	Pre-Release
Anger Management	Recreation
Career Technical Education	Reentry Initiatives
Cognitive Behavioral Programs	Religious Programs
Community Service	Sex Offender Treatment
Domestic Violence	Substance Use Disorder
Parenting	Work Programs

Cost per Inmate

July 1, 2017 - June 30, 2018

	Daily	One Year
Males	\$89	\$32,450
Females	\$100	\$36,570
Facilities by Security Level	Daily	One Year
Maximum	\$108	\$39,518
Medium	\$89	\$32,460
Minimum/Centers	\$88	\$32,254

Division of Adult Institutions



Corrections at a Glance

May 2019

For further information, contact:

Wisconsin Department of Corrections
3099 East Washington Avenue
Post Office Box 7925
Madison, Wisconsin 53707-7925

Phone: (608) 240-5104
Fax: (608) 240-3310
<https://doc.wi.gov>

The Division of Adult Institutions protects the public through secure and humane treatment of inmates committed to its custody and affords inmates the opportunity to gain skills and insight into their criminal behavior that are needed to support a crime-free life upon release to the community