

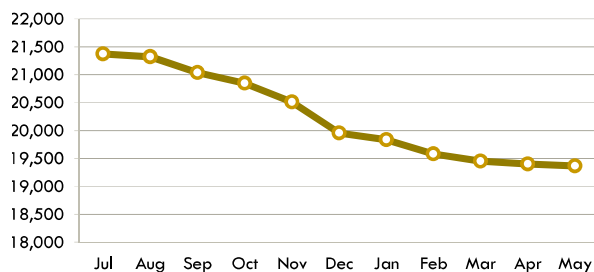
## End of Month Persons in our Care Population\*

May 2021

Facility	Population
<b>Maximum Security</b>	
Columbia CI	701
Dodge CI	1,408
Green Bay CI	974
Taycheedah CI	774
Waupun CI	941
Wisconsin Secure Program Facility	401
Wisconsin Resource Center	373
<b>Medium Security</b>	
Fox Lake CI	1,183
Jackson CI	861
Kettle Moraine CI	1,089
Milwaukee Secure Detention Facility	319
New Lisbon CI	959
Oshkosh CI	1,857
Racine CI	1,536
Racine Youthful Offender CF	288
Redgranite CI	866
Stanley CI	1,350
<b>Minimum Security</b>	
Chippewa Valley CTF	305
Oakhill CI	600
Prairie du Chien CI	393
Sturtevant Transitional Facility	129
Correctional Centers male (14)	1,335
Correctional Centers female (2)	427
<b>Contract Beds</b>	<b>298</b>
<b>Grand Total</b>	<b>19,367</b>
Total Males	18,122
Total Females	1,245

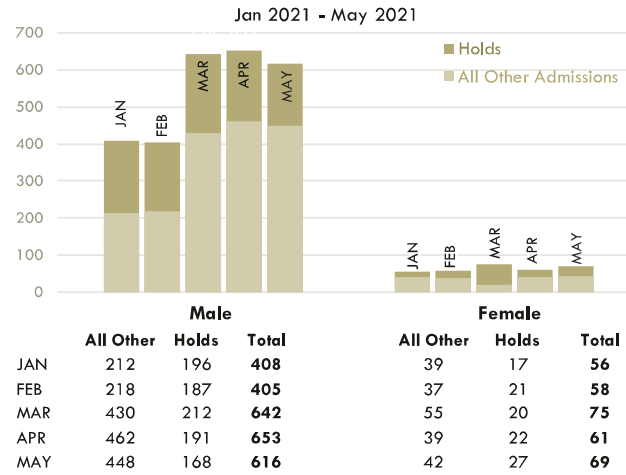
## Monthly Persons in our Care Population Trend

Jul 2020 - May 2021

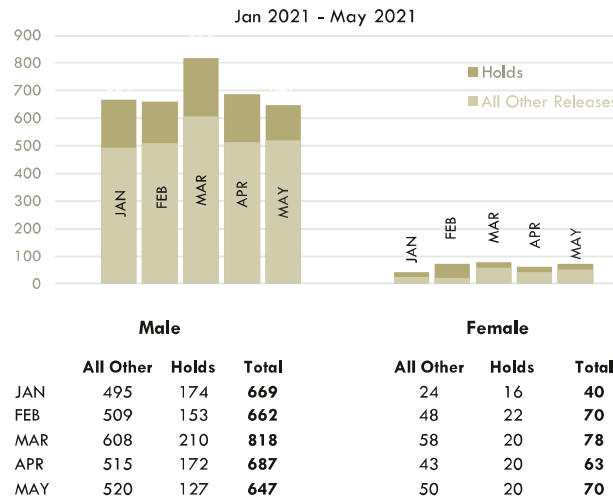


\*As of the last Friday of each month

## Admissions to Prison



## Releases from Prison



### Total Releases

**717**

Mandatory Release/Extended Supervision	506	70.6%
Released from DCC Hold	147	20.5%
Released from ATR	2	0.3%
Discharged from Sentence	28	3.9%
Paroled	26	3.6%
Other	8	0.8%

## Age

	Males	Females
Oldest Person in our Care	97	77
Youngest Person in our Care	18	18
Average Age	39	37

### Category

19 and younger	116	3
20-29	4,063	300
30-39	5,781	491
40-49	3,996	252
50-59	2,683	152
60-69	1,211	42
70 and older	308	10

## Race and Ethnicity

	Males	Females
White	50%	70%
Black	44%	21%
American Indian/Alaskan Native	4%	8%
Asian or Pacific Islander	1%	1%
<b>Ethnicity</b>		
Hispanic or Latino	10%	5%

## Highest Grade Completed

	Males	Females
< 9th Grade	4%	3%
9th - 12th Grade no HSED	25%	23%
HSED/GED	46%	41%
Some Grad or Voc.	18%	25%
Associates, Bachelors, Masters, or PhD.	6%	7%
Unknown	1%	1%

## Mental Health

40% of Male Persons in our Care have a mental health condition.  
Of these, 7% have a serious condition.\*

92% of Female Persons in our Care have a mental health condition.  
Of these, 39% have a serious condition.\*

\*e.g. bipolar disorder, schizophrenia, personality disorder, severe depression

## Education

	Awards
HSED	3
GED	17
<b>Total</b>	<b>20</b>

## Programs and Activities

Adult Basic Education	Pre-Release
Anger Management	Recreation
Career Technical Education	Reentry Initiatives
Cognitive Behavioral Programs	Religious Programs
Community Service	Sex Offender Treatment
Domestic Violence	Substance Use Disorder
Parenting	Work Programs

## Cost per Person

**July 1, 2019 - June 30, 2020**

	Daily	One Year
Males	\$98	\$35,735
Females	\$113	\$41,121
<b>Facilities by Security Level</b>	<b>Daily</b>	<b>One Year</b>
Maximum	\$122	\$44,716
Medium	\$96	\$35,251
Minimum/Centers	\$100	\$36,643

## Division of Adult Institutions



## Corrections at a Glance

May 2021

### For further information, contact:

Wisconsin Department of Corrections  
3099 East Washington Avenue  
Post Office Box 7925  
Madison, Wisconsin 53707-7925

Phone: (608) 240-5104  
Fax: (608) 240-3310  
<https://doc.wi.gov>

The Division of Adult Institutions protects the public through secure and humane treatment of Persons in Our Cares committed to its custody and affords Persons in Our Cares the opportunity to gain skills and insight into their criminal behavior that are needed to support a crime-free life upon release to the community.