

END OF MONTH PRISON POPULATION*

MAY 2024

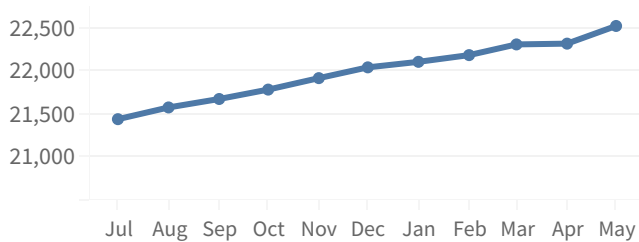
	Facility	Population	
Maximum	Columbia CI	663	
	Dodge CI	1,620	
	Green Bay CI	1,055	
	Taycheedah CI	896	
	Waupun CI	708	
	Wisconsin Secure Program Facility	445	
	Wisconsin Resource Center	383	
	Medium	Fox Lake CI	1,318
Jackson CI		1,001	
Kettle Moraine CI		1,086	
Milwaukee Secure Detention Facility		616	
New Lisbon CI		1,041	
Oshkosh CI		2,015	
Racine CI		1,753	
Racine Youthful Offender CF		460	
Redgranite CI		1,026	
Stanley CI		1,562	
Minimum		Chippewa Valley CTF	496
		Oakhill CI	794
		Prairie du Chien CI	516
		Sturtevant Transitional Facility	151
	Correctional Centers male (14)	2,100	
	Correctional Centers female (2)	584	
	Contract Bed	241	
	Grand Total	22,530	

Total Males 21,007
Total Females 1,523

*On 5/31/2024, there were 31 PIOC in out-of-state facilities. Data for these individuals is not included in the rest of this document.

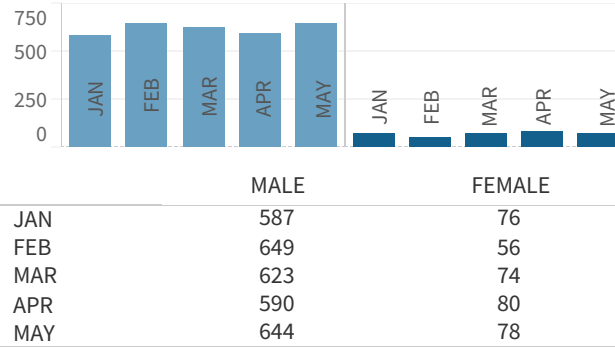
MONTHLY PRISON POPULATION TREND

July 2023 - May 2024



ADMISSIONS TO PRISON

January 2024 - May 2024

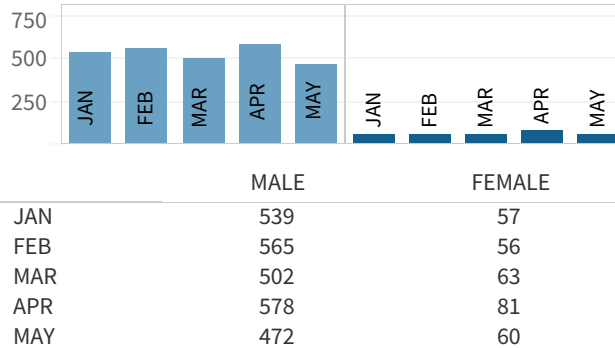


TOTAL MAY ADMISSIONS 722

New Sentence Only	269	37.3%
Revocation-New Sentence	102	14.1%
Revocation Only (with or w/o pending charges)	333	46.1%
ATR	16	2.2%
Other	2	0.3%

*Starting in March 2022, the DAI AAG will no longer include DCC holds in its DAI admissions and releases counts. For these numbers, please see the [Holds and Short-Term Sanctions Dashboards](#) (on the DOC public website under Data and Rep..)

RELEASES FROM PRISON



TOTAL MAY RELEASES 532

Extended Supervision	448	84.2%
Mandatory Release	34	6.4%
Paroled	9	1.7%
Discharge from Sentence	21	3.9%
Release from ATR	15	2.8%
Other	5	0.9%

AGE

	Males	Females
Oldest Person in our Care	93	80
Youngest Person in our Care	18	18
Average Age	40	39
	Males	Females
19 and younger	175	6
20-29	4,020	285
30-39	6,675	567
40-49	5,089	364
50-59	3,095	206
60-69	1,557	77
70 and Older	396	18

RACE AND ETHNICITY

	Males	Females
White	51%	68%
Black	42%	21%
American Indian/Alaskan Native	5%	9%
Asian or Pacific Islander	1%	1%
Ethnicity		
Hispanic or Latino	11%	8%

HIGHEST GRADE COMPLETED

	Males	Females
< 9th grade	3%	2%
9th through 12th grade- no HS..	24%	19%
HSED/GED	49%	44%
Some Grad or Voc	17%	24%
Associates, Bachelors, Masters,..	7%	10%
Unknown	1%	1%

MENTAL HEALTH

42% of Male Persons in our Care have a mental health condition.

Of these, 7% have a serious condition.*

91% of Female Persons in our Care have a mental health condition.

Of these, 26% have a serious condition.*

*e.g. bipolar disorder, schizophrenia, personality disorder, severe depression

EDUCATION

Award Type

GED/HSED	35
----------	----

PROGRAMS AND ACTIVITIES

Adult Basic Education	Pre-Release
Anger Management	Recreation
Career Technical Education	Reentry Initiatives
Cognitive Behavioral Programs	Religious Programs
Community Service	Sex Offender Treatment
Domestic Violence	Substance Use Disorder
Parenting	Work Programs

COST PER PERSON

July 1, 2022 - June 30, 2023

	Daily	One Year
Males	\$128	\$46,873
Females	\$124	\$45,276

Facilities by Security Level	Daily	One Year
Maximum	\$135	\$49,406
Medium	\$133	\$48,661
Minimum/Centers	\$88	\$32,164



DIVISION OF ADULT INSTITUTIONS

CORRECTIONS AT A GLANCE

MAY 2024

For further information, contact:

Wisconsin Department of Corrections
3099 East Washington Avenue
Post Office Box 7925
Madison, Wisconsin 53707-7925

Phone: (608) 240-5104
Fax: (608) 240-3310
<https://doc.wi.gov>

The Division of Adult Institutions protects the public through secure and humane treatment of Persons in Our Cares committed to its custody and affords Persons in Our Cares the opportunity to gain skills and insight into their criminal behavior that are needed to support a crime-free life upon release to the community.