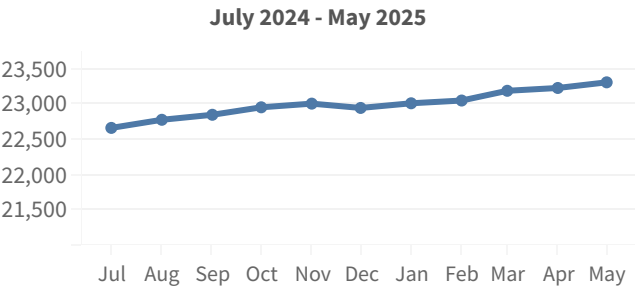


END OF MONTH PRISON POPULATION*

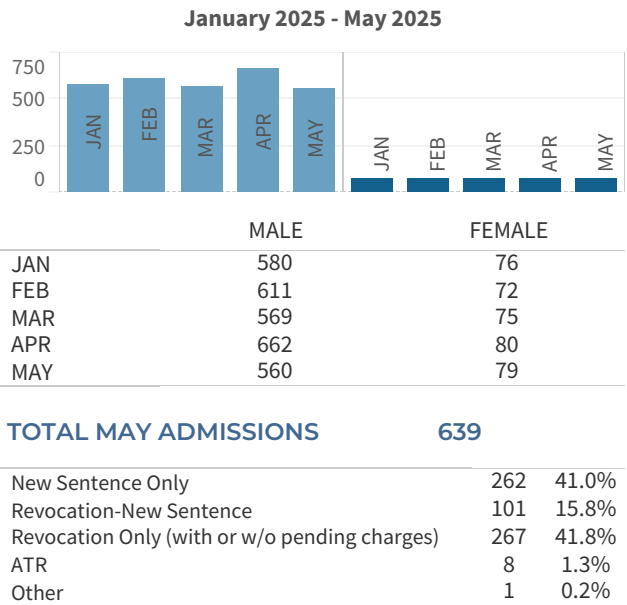
MAY 2025		
	Facility	Population
Maximum	Columbia CI	677
	Dodge CI	1,780
	Green Bay CI	1,131
	Taycheedah CI	984
	Waupun CI	770
	Wisconsin Secure Program Facility	480
	Wisconsin Resource Center	411
Medium	Fox Lake CI	1,385
	Jackson CI	999
	Kettle Moraine CI	1,140
	Milwaukee Secure Detention Facility	671
	New Lisbon CI	1,048
	Oshkosh CI	2,082
	Racine CI	1,763
	Racine Youthful Offender CF	474
	Redgranite CI	1,039
	Stanley CI	1,552
Minimum	Chippewa Valley CTF	485
	Oakhill CI	831
	Prairie du Chien CI	466
	Sturtevant Transitional Facility	151
	Correctional Centers male (14)	2,139
	Correctional Centers female (2)	591
	Contract Bed	255
	Lincoln County Jail Contract	16
Grand Total		23,320
Total Males		21,703
Total Females		1,617

*On 5/31/2025, there were 29 PIOC in out-of-state facilities. Data for these individuals is not included in the rest of this document.

MONTHLY PRISON POPULATION TREND

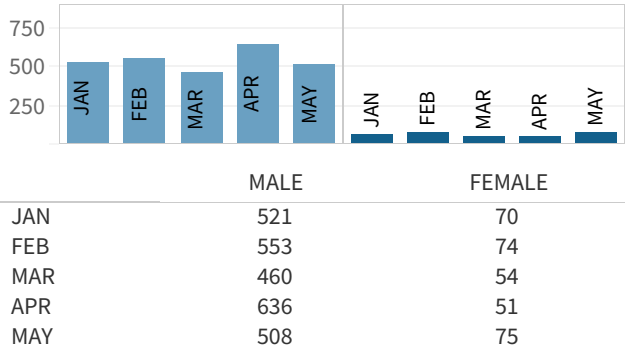


ADMISSIONS TO PRISON



*Starting in March 2022, the DAI AAG will no longer include DCC holds in its DAI admissions and releases counts. For these numbers, please see the [Holds and Short-Term Sanctions Dashboards](#) (on the DOC public website under Data and Reports).

RELEASES FROM PRISON



TOTAL MAY RELEASES 583		
Extended Supervision	513	88.0%
Mandatory Release	24	4.1%
Paroled	15	2.6%
Discharge from Sentence	13	2.2%
Release from ATR	12	2.1%
Other	6	1.0%

AGE

	Males	Females
Oldest Person in our Care	94	82
Youngest Person in our Care	17	18
Average Age	41	39
	Males	Females
19 and younger	187	10
20-29	3,980	281
30-39	6,795	611
40-49	5,400	412
50-59	3,177	204
60-69	1,686	81
70 and Older	478	18

RACE AND ETHNICITY

	Males	Females
White	51%	68%
Black	43%	21%
American Indian/Alaskan Native	5%	10%
Asian or Pacific Islander	1%	1%
Ethnicity		
Hispanic or Latino	12%	10%

HIGHEST GRADE COMPLETED

	Males	Females
< 9th grade	3%	2%
9th through 12th grade- no HS..	23%	19%
HSED/GED	49%	43%
Some Grad or Voc	17%	26%
Associates, Bachelors, Masters,..	6%	10%
Unknown	1%	1%

MENTAL HEALTH

43% of Male Persons in our Care have a mental health condition.

Of these, 7% have a serious condition.*

90% of Female Persons in our Care have a mental health condition.

Of these, 21% have a serious condition.*

*e.g. bipolar disorder, schizophrenia, personality disorder, severe depression

EDUCATION

Award Type

GED/HSED	29
----------	----

PROGRAMS AND ACTIVITIES

Adult Basic Education	Pre-Release
Anger Management	Recreation
Career Technical Education	Reentry Initiatives
Cognitive Behavioral Programs	Religious Programs
Community Service	Sex Offender Treatment
Domestic Violence	Substance Use Disorder
Parenting	Work Programs

COST PER PERSON

July 1, 2023 - June 30, 2024

	Daily	One Year
Males	\$142	\$51,801
Females	\$157	\$57,307

Facilities by Security Level	Daily	One Year
Maximum	\$190	\$69,599
Medium	\$136	\$49,807
Minimum/Centers	\$147	\$53,887



DIVISION OF ADULT INSTITUTIONS

CORRECTIONS AT A GLANCE

MAY 2025

For further information, contact:

Wisconsin Department of Corrections
3099 East Washington Avenue
Post Office Box 7925
Madison, Wisconsin 53707-7925

Phone: (608) 240-5104
Fax: (608) 240-3310
<https://doc.wi.gov>

The Division of Adult Institutions protects the public through secure and humane treatment of Persons in Our Cares committed to its custody and affords Persons in Our Cares the opportunity to gain skills and insight into their criminal behavior that are needed to support a crime-free life upon release to the community.