

End of Month Inmate Population

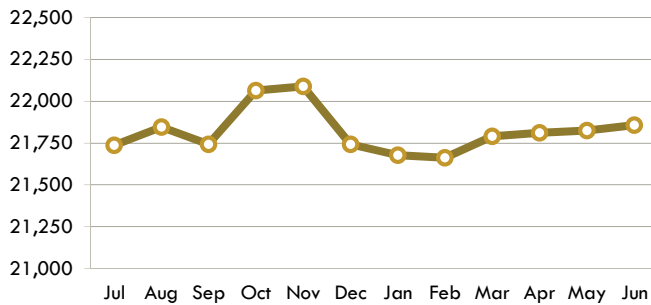
June 2014

Facility	Population
Maximum Security	
Columbia CI	838
Dodge CI*	1,617
Green Bay CI	1,093
Taycheedah CI	761
Waupun CI	1,239
Wisconsin Secure Program Facility	467
Medium Security	
Fox Lake CI	1,320
Jackson CI	990
Kettle Moraine CI	1,177
Milwaukee Secure Detention Facility	364
New Lisbon CI	1,015
Oshkosh CI	2,037
Prairie Du Chien CI	515
Racine CI	1,570
Racine Youthful Offender	447
Redgranite CI	1,029
Stanley CI	1,521
Wisconsin Resource Center	351
Minimum Security	
Chippewa Valley CTF	481
Oakhill CI	675
Strutevant Transitional Facility	148
Correctional Centers male (14)	1,724
Correctional Centers female (3)	445
Contract Beds	
Total Males	20,612
Total Females	1,244
Grand Total	21,856

*includes 1 female inmates in DCI infirmary

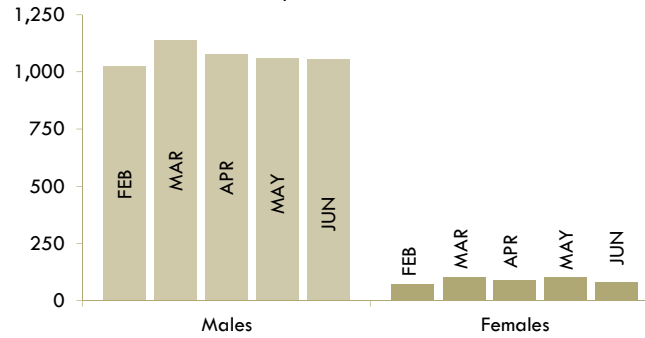
Monthly Inmate Population Trend

July 2013 - June 2014



Admissions to Prison

February 2014 - June 2014



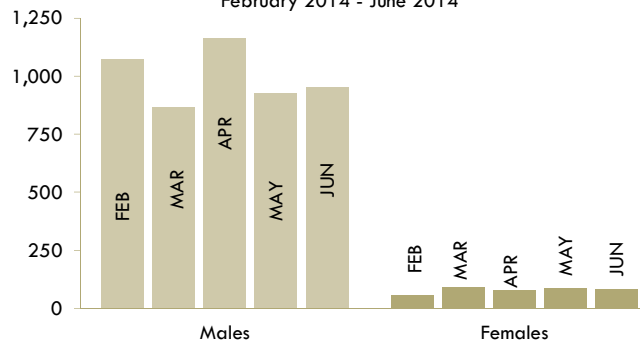
Admissions by Type

June 2014

DCC Hold	40%
Revocation, No New Sentence	6%
New Sentence, No Revocation	20%
Revocation, New Sentence	31%
Alternative to Revocation	3%
Other	0%

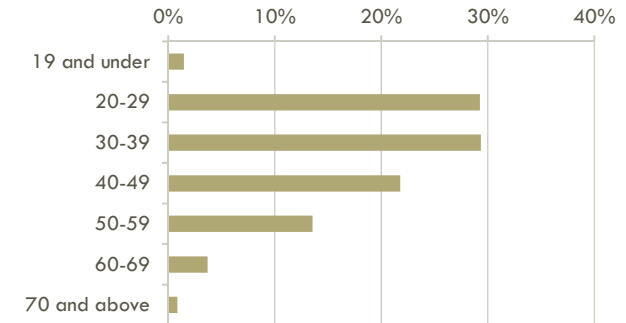
Releases from Prison

February 2014 - June 2014



Age

	Males	Females
Oldest Inmate	97	85
Youngest Inmate	15	17
Average Age	37.57	36.97



Race and Ethnicity

	Males	Females
White	54%	69%
Black	42%	23%
American Indian/Alaskan Native	3%	7%
Asian or Pacific Islander	1%	1%
Ethnicity		
Hispanic or Latino	9%	3%

Mental Health

33% of Male inmates have a mental health condition. Of these 8% have a serious condition*

76% of Female inmates have a mental health condition. Of these 27% have a serious condition*

*e.g. bipolar disorder, schizophrenia, personality disorder, severe depression

Inmate Programs and Activities

Anger Management	Pre-Release
AODA	Recreation
Cognitive Intervention	Religious Programs
Community Service	Reentry Initiatives
Domestic Violence	Sex Offender Treatment
Parenting	Work Programs

70% of inmates have alcohol or drug abuse (AODA) treatment needs

Education Programs

HSED/GED	English as a Second Language
Career & Technical Education	Special Education
Correspondence Courses	Title 1

Education Enrollment

	Current Enrollment
Academic	1,830
Career and Technical Education	617
Total	2,447

Cost per Inmate

July 1, 2012- June 30, 2013

	Daily	One Year
Males	\$86.42	\$32,582.74
Females	\$113.44	\$41,404.73

	Daily	One Year
Maximum	\$104.44	\$38,225.08
Medium	\$80.23	\$29,365.58
Minimum/Centers	\$88.04	\$32,222.32

Division of Adult Institutions



Corrections at a Glance

June 2014

For further information, contact:

Wisconsin Department of Corrections
3099 East Washington Avenue
Post Office Box 7925
Madison, Wisconsin 53707-7925

Phone: (608) 240-5104
Fax: (608) 240-3310
<http://www.wi-doc.com>

The Division of Adult Institutions protects the public through secure and humane treatment of inmates committed to its custody and affords inmates the opportunity to gain skills and insight into their criminal behavior that are needed to support a crime-free life upon release to the community