

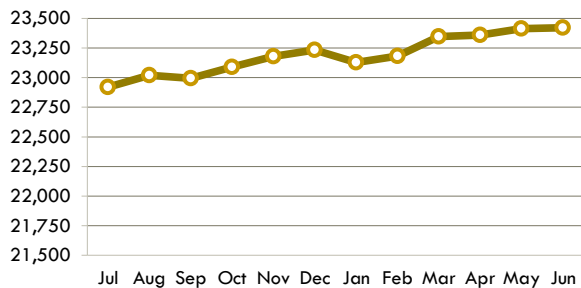
End of Month Inmate Population*

June 2018

Facility	Population
Maximum Security	
Columbia CI	849
Dodge CI	1,761
Green Bay CI	1,089
Taycheedah CI	924
Waupun CI	1,262
Wisconsin Secure Program Facility	478
Medium Security	
Fox Lake CI	1,349
Jackson CI	988
Kettle Moraine CI	1,178
Milwaukee Secure Detention Facility	430
New Lisbon CI	1,039
Oshkosh CI	2,048
Prairie Du Chien CI	505
Racine CI	1,660
Racine Youthful Offender CF	448
Redgranite CI	1,022
Stanley CI	1,583
Wisconsin Resource Center	348
Minimum Security	
Chippewa Valley CTF	496
Oakhill CI	736
Strutevant Transitional Facility	147
Correctional Centers male (14)	2,003
Correctional Centers female (2)	595
Contract Beds	
485	
Total Males	21,859
Total Females	1,564
Grand Total	23,423

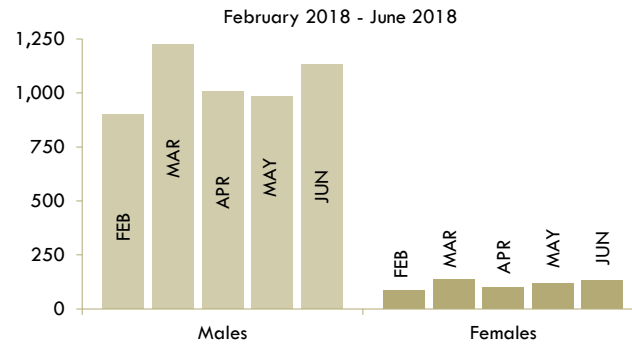
Monthly Inmate Population Trend

July 2017 - June 2018



*As of last Friday of each month

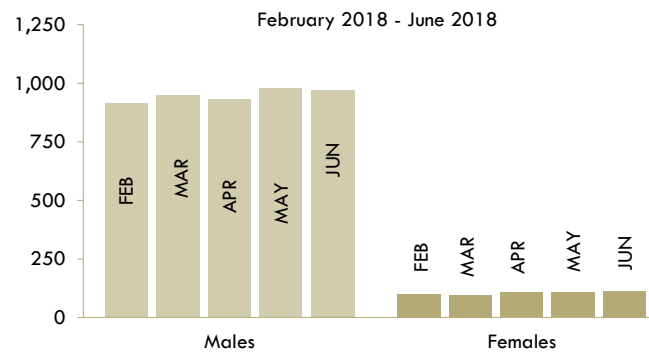
Admissions to Prison



Releases by Type

Total Releases	1,084
Mandatory Release/Extended Supervision	59%
Released from DCC Hold	23%
Released from ATR	11%
Discharged from Sentence	4%
Paroled	2%
Other	0%

Releases from Prison



Age

	Males	Females
Oldest Inmate	94	82
Youngest Inmate	15	18
Average Age	38.20	36.64

Category	Count	% of Total Population
19 and under	371	2%
20-29	6,340	29%
30-39	7,486	30%
40-49	4,756	21%
50-59	3,139	14%
60-69	1,115	4%
70 and above	281	1%

Race and Ethnicity

	Males	Females
White	52%	69%
Black	43%	22%
American Indian/Alaskan Native	4%	8%
Asian or Pacific Islander	1%	1%
Ethnicity		
Hispanic or Latino	8%	3%

Highest Grade Completed

	Males	Females
< 9th Grade	4%	4%
9th - 12th Grade no HSED	26%	22%
HSED/GED	47%	44%
Some Grad or Voc.	17%	23%
Associates, Bachelors, Masters, or PhD.	5%	6%
Unknown	2%	1%

Mental Health

38% of Male inmates have a mental health condition. Of these 8% have a serious condition*

80% of Female inmates have a mental health condition. Of these 28% have a serious condition*

*e.g. bipolar disorder, schizophrenia, personality disorder, severe depression

Education Enrollment

	Current Enrollment
Academic	1,908
Career and Technical Education	593
Total	2,501

Inmate Programs and Activities

Anger Management	Pre-Release
SUD/AODA	Recreation
Cognitive Intervention	Religious Programs
Community Service	Reentry Initiatives
Domestic Violence	Sex Offender Treatment
Parenting	Work Programs

70% of inmates have substance use disorder (SUD) treatment needs

Cost per Inmate

July 1, 2016 - June 30, 2017

	Daily	One Year
Males	\$89	\$32,340
Females	\$106	\$38,643
Facilities by Security Level	Daily	One Year
Maximum	\$105	\$233,409,387
Medium	\$84	\$398,562,611
Minimum/Centers	\$88	\$116,659,205

Division of Adult Institutions



Corrections at a Glance

June 2018

For further information, contact:

Wisconsin Department of Corrections
3099 East Washington Avenue
Post Office Box 7925
Madison, Wisconsin 53707-7925

Phone: (608) 240-5104
Fax: (608) 240-3310
<https://doc.wi.gov>

The Division of Adult Institutions protects the public through secure and humane treatment of inmates committed to its custody and affords inmates the opportunity to gain skills and insight into their criminal behavior that are needed to support a crime-free life upon release to the community