

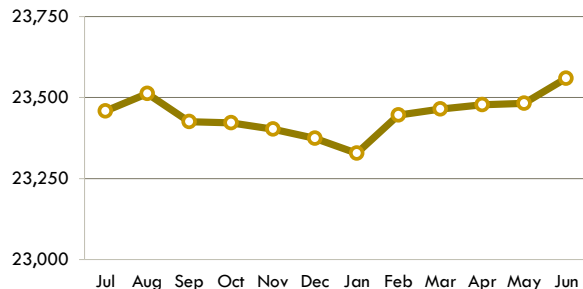
End of Month Inmate Population*

June 2019

Facility	Population
Maximum Security	
Columbia CI	814
Dodge CI	1,663
Green Bay CI	1,087
Taycheedah CI	917
Waupun CI	1,261
Wisconsin Secure Program Facility	481
Wisconsin Resource Center	374
Medium Security	
Fox Lake CI	1,333
Jackson CI	1,000
Kettle Moraine CI	1,186
Milwaukee Secure Detention Facility	519
New Lisbon CI	1,049
Oshkosh CI	2,045
Prairie Du Chien CI	517
Racine CI	1,682
Racine Youthful Offender CF	457
Redgranite CI	1,018
Stanley CI	1,597
Minimum Security	
Chippewa Valley CTF	498
Oakhill CI	757
Strutevant Transitional Facility	145
Correctional Centers male (14)	2,064
Correctional Centers female (2)	560
Contract Beds	
535	
Total Males	22,043
Total Females	1,516
Grand Total	23,559

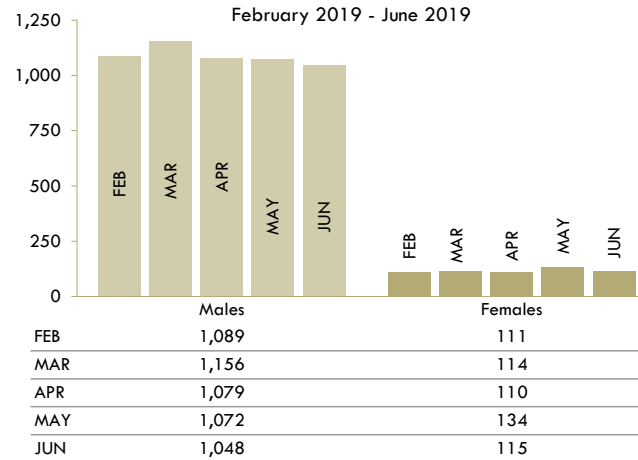
Monthly Inmate Population Trend

July 2018 - June 2019



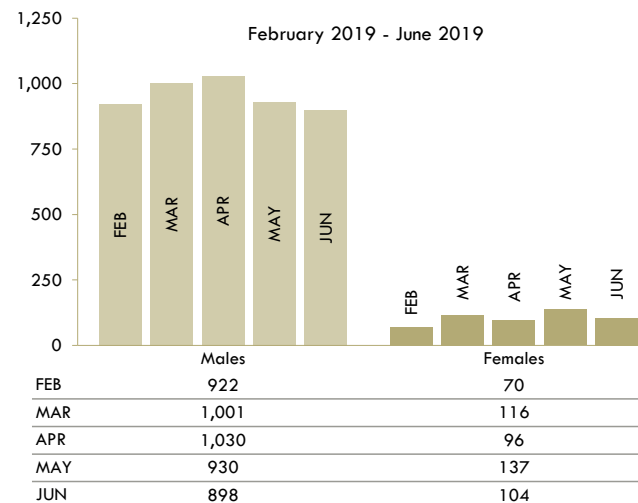
*As of the last Friday of each month

Admissions to Prison



Total Releases	1,002
Mandatory Release/Extended Supervision	59%
Released from DCC Hold	29%
Released from ATR	8%
Discharged from Sentence	3%
Paroled	1%

Releases from Prison



Age

	Males	Females
Oldest Inmate	95	80
Youngest Inmate	16	18
Average Age	38.68	36.89

Category	Males	Females
19 and under	309	14
20-29	5,707	411
30-39	6,949	569
40-49	4,615	301
50-59	2,949	171
60-69	1,230	39
70 and above	310	9

Race and Ethnicity

	Males	Females
White	52%	68%
Black	43%	22%
American Indian/Alaskan Native	4%	8%
Asian or Pacific Islander	1%	1%

Ethnicity

	Males	Females
Hispanic or Latino	8%	3%

Highest Grade Completed

	Males	Females
< 9th Grade	4%	3%
9th - 12th Grade no HSED	26%	23%
HSED/GED	46%	43%
Some Grad or Voc.	18%	23%
Associates, Bachelors, Masters, or PhD.	5%	7%
Unknown	1%	1%

Mental Health

38% of Male inmates have a mental health condition. Of these, 7% have a serious condition.*

85% of Female inmates have a mental health condition. Of these, 32% have a serious condition.*

*e.g. bipolar disorder, schizophrenia, personality disorder, severe depression

Education

	Awards This Month
HSED	28
GED	18
Total	46

Inmate Programs and Activities

Adult Basic Education	Pre-Release
Anger Management	Recreation
Career Technical Education	Reentry Initiatives
Cognitive Behavioral Programs	Religious Programs
Community Service	Sex Offender Treatment
Domestic Violence	Substance Use Disorder
Parenting	Work Programs

Cost per Inmate

July 1, 2017 - June 30, 2018

	Daily	One Year
Males	\$89	\$32,450
Females	\$100	\$36,570

Facilities by Security Level	Daily	One Year
Maximum	\$108	\$39,518
Medium	\$89	\$32,460
Minimum/Centers	\$88	\$32,254

Division of Adult Institutions



Corrections at a Glance

June 2019

For further information, contact:

Wisconsin Department of Corrections
3099 East Washington Avenue
Post Office Box 7925
Madison, Wisconsin 53707-7925

Phone: (608) 240-5104
Fax: (608) 240-3310
<https://doc.wi.gov>

The Division of Adult Institutions protects the public through secure and humane treatment of inmates committed to its custody and affords inmates the opportunity to gain skills and insight into their criminal behavior that are needed to support a crime-free life upon release to the community