

## END OF MONTH PRISON POPULATION\*

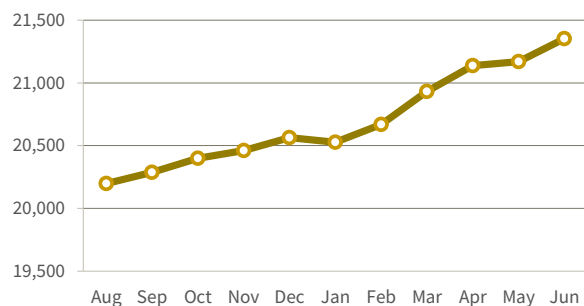
### JUNE 2023

Facility	Population
<b>Maximum Security</b>	
Columbia CI	408
Dodge CI	1,597
Green Bay CI	964
Taycheedah CI	829
Waupun CI	1,001
Wisconsin Secure Program Facility	434
Wisconsin Resource Center	381
<b>Medium Security</b>	
Fox Lake CI	1,131
Jackson CI	1,005
Kettle Moraine CI	929
Milwaukee Secure Detention Facility	462
New Lisbon CI	1,052
Oshkosh CI	2,026
Racine CI	1,592
Racine Youthful Offender CF	460
Redgranite CI	1,018
Stanley CI	1,571
<b>Minimum Security</b>	
Chippewa Valley CTF	411
Oakhill CI	778
Prairie du Chien CI	502
Sturtevant Transitional Facility	151
Correctional Centers male (14)	2,054
Correctional Centers female (2)	528
<b>Contract Beds*</b>	<b>70</b>
<b>Grand Total</b>	<b>21,354</b>
Total Males	19,965
Total Females	1,389

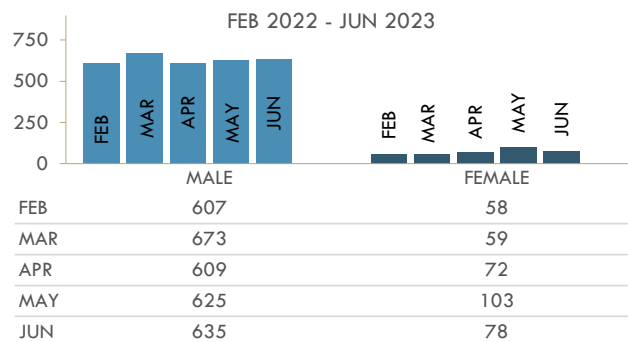
\*On June 30, there were 32 PIOC in out-of-state facilities. Data for these individuals is not included in the rest of this document.

## MONTHLY PRISON POPULATION TREND

### AUGUST 2022 - JUNE 2023



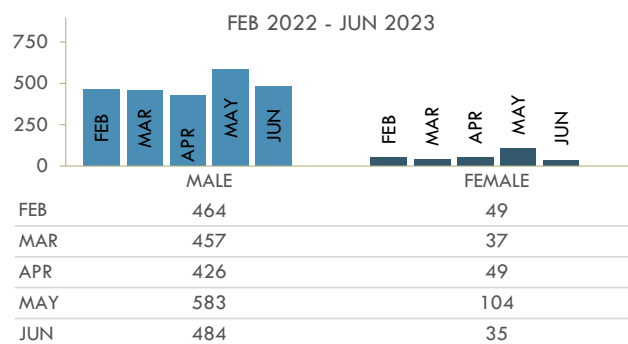
## ADMISSIONS TO PRISON



TOTAL JUNE ADMISSIONS	713
New Sentence Only	287 40.3%
Revocation-New Sentence	96 13.5%
Revocation Only (with or without pending charges)	315 44.2%
Other	2 0.3%
ATR	13 1.8%

\*Starting in March 2022, the DAI AAG will no longer include DCC holds in its DAI admissions and releases counts. For these numbers, please see the [Holds and Short-Term Sanctions Dashboards](#) (on the DOC public website under Data and Reports).

## RELEASES FROM PRISON



TOTAL JUNE RELEASES	519
Extended Supervision	445 85.7%
Mandatory Release	27 5.2%
Paroled	10 1.9%
Discharged from Sentence	16 3.1%
Released from ATR	8 1.5%
Other	10 1.9%

## AGE

	Males	Females
Oldest Person in our Care	92	79
Youngest Person in our Care	18	18
Average Age	40	39
<b>Category</b>		
19 and younger	175	8
20-29	4,034	261
30-39	6,248	491
40-49	4,597	321
50-59	2,987	196
60-69	1,411	57
70 and older	370	15

## RACE AND ETHNICITY

	Males	Females
White	51%	71%
Black	42%	19%
American Indian/Alaskan Native	5%	9%
Asian or Pacific Islander	1%	1%
<b>Ethnicity</b>		
Hispanic or Latino	11%	7%

## HIGHEST GRADE COMPLETED

	Males	Females
< 9th Grade	3%	2%
9th - 12th Grade no HSED	25%	20%
HSED/GED	48%	43%
Some Grad or Voc.	17%	25%
Associates, Bachelors, Masters, or PhD.	6%	9%
Unknown	1%	1%

## MENTAL HEALTH

42% of Male Persons in our Care have a mental health condition.  
Of these, 7% have a serious condition.\*

91% of Female Persons in our Care have a mental health condition.  
Of these, 27% have a serious condition.\*

\*e.g. bipolar disorder, schizophrenia, personality disorder, severe depression

## EDUCATION

### Awards

HSED	16
GED	4
<b>Total</b>	<b>20</b>

## PROGRAMS AND ACTIVITIES

Adult Basic Education	Pre-Release
Anger Management	Recreation
Career Technical Education	Reentry Initiatives
Cognitive Behavioral Programs	Religious Programs
Community Service	Sex Offender Treatment
Domestic Violence	Substance Use Disorder
Parenting	Work Programs

## COST PER PERSON

July 1, 2021 - June 30, 2022

	Daily	One Year
Males	\$120	\$43,843
Females	\$146	\$53,271
<b>Facilities by Security Level</b>	<b>Daily</b>	<b>One Year</b>
Maximum	\$151	\$55,253
Medium	\$123	\$45,070
Minimum/Centers	\$132	\$48,229



# DIVISION OF ADULT INSTITUTIONS

## CORRECTIONS AT A GLANCE

JUNE 2023

### For further information, contact:

Wisconsin Department of Corrections  
3099 East Washington Avenue  
Post Office Box 7925  
Madison, Wisconsin 53707-7925

Phone: (608) 240-5104  
Fax: (608) 240-3310  
<https://doc.wi.gov>

The Division of Adult Institutions protects the public through secure and humane treatment of Persons in Our Cares committed to its custody and affords Persons in Our Cares the opportunity to gain skills and insight into their criminal behavior that are needed to support a crime-free life upon release to the community.