

END OF MONTH PRISON POPULATION*

JUNE 2024

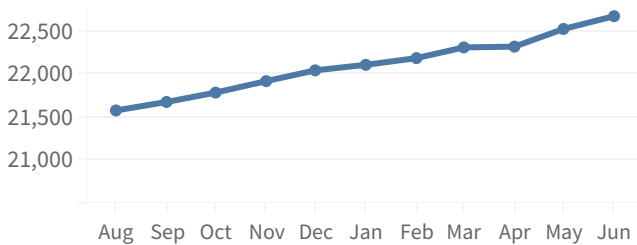
	Facility	Population	
Maximum	Columbia CI	673	
	Dodge CI	1,670	
	Green Bay CI	1,054	
	Taycheedah CI	900	
	Waupun CI	701	
	Wisconsin Secure Program Facility	444	
	Wisconsin Resource Center	387	
	Medium	Fox Lake CI	1,379
Jackson CI		1,004	
Kettle Moraine CI		1,097	
Milwaukee Secure Detention Facility		614	
New Lisbon CI		1,048	
Oshkosh CI		2,024	
Racine CI		1,719	
Racine Youthful Offender CF		458	
Redgranite CI		1,027	
Stanley CI		1,564	
Minimum		Chippewa Valley CTF	517
		Oakhill CI	829
		Prairie du Chien CI	514
		Sturtevant Transitional Facility	150
	Correctional Centers male (14)	2,075	
	Correctional Centers female (2)	579	
	Contract Bed	251	
Grand Total		22,678	

Total Males 21,160
Total Females 1,518

*On 6/30/2024, there were 31 PIOC in out-of-state facilities. Data for these individuals is not included in the rest of this document.

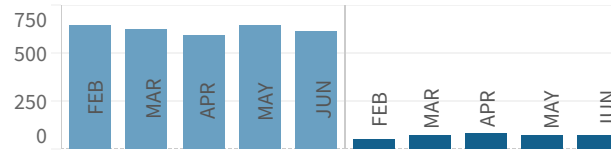
MONTHLY PRISON POPULATION TREND

August 2023 - June 2024



ADMISSIONS TO PRISON

February 2024 - June 2024



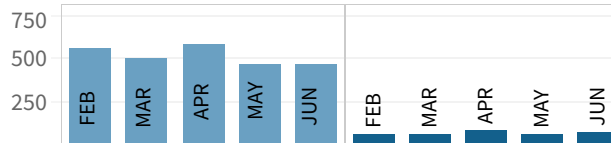
	MALE	FEMALE
FEB	649	56
MAR	623	74
APR	590	80
MAY	646	77
JUN	613	69

TOTAL JUNE ADMISSIONS 682

New Sentence Only	284	41.6%
Revocation-New Sentence	104	15.2%
Revocation Only (with or w/o pending charges)	279	40.9%
ATR	12	1.8%
Other	3	0.4%

*Starting in March 2022, the DAI AAG will no longer include DCC holds in its DAI admissions and releases counts. For these numbers, please see the [Holds and Short-Term Sanctions Dashboards](#) (on the DOC public website under Data and Rep..)

RELEASES FROM PRISON



	MALE	FEMALE
FEB	565	56
MAR	502	63
APR	578	81
MAY	472	60
JUN	464	73

TOTAL JUNE RELEASES 537

Extended Supervision	463	86.2%
Mandatory Release	26	4.8%
Paroled	13	2.4%
Discharge from Sentence	15	2.8%
Release from ATR	16	3.0%
Other	4	0.7%

AGE

	Males	Females
Oldest Person in our Care	93	80
Youngest Person in our Care	18	18
Average Age	40	39
	Males	Females
19 and younger	183	7
20-29	4,019	280
30-39	6,706	573
40-49	5,137	363
50-59	3,137	200
60-69	1,576	76
70 and Older	402	19

RACE AND ETHNICITY

	Males	Females
White	51%	69%
Black	42%	21%
American Indian/Alaskan Native	5%	9%
Asian or Pacific Islander	1%	1%
Ethnicity		
Hispanic or Latino	11%	8%

HIGHEST GRADE COMPLETED

	Males	Females
< 9th grade	3%	2%
9th through 12th grade- no HS..	24%	19%
HSED/GED	49%	44%
Some Grad or Voc	17%	25%
Associates, Bachelors, Masters,..	6%	10%
Unknown	1%	1%

MENTAL HEALTH

42% of Male Persons in our Care have a mental health condition.

Of these, 7% have a serious condition.*

91% of Female Persons in our Care have a mental health condition.

Of these, 25% have a serious condition.*

*e.g. bipolar disorder, schizophrenia, personality disorder, severe depression

EDUCATION

Award Type

GED/HSED	50
----------	----

PROGRAMS AND ACTIVITIES

Adult Basic Education	Pre-Release
Anger Management	Recreation
Career Technical Education	Reentry Initiatives
Cognitive Behavioral Programs	Religious Programs
Community Service	Sex Offender Treatment
Domestic Violence	Substance Use Disorder
Parenting	Work Programs

COST PER PERSON

July 1, 2022 - June 30, 2023

	Daily	One Year
Males	\$128	\$46,873
Females	\$124	\$45,276

Facilities by Security Level	Daily	One Year
Maximum	\$135	\$49,406
Medium	\$133	\$48,661
Minimum/Centers	\$88	\$32,164



DIVISION OF ADULT INSTITUTIONS

CORRECTIONS AT A GLANCE

JUNE 2024

For further information, contact:

Wisconsin Department of Corrections
3099 East Washington Avenue
Post Office Box 7925
Madison, Wisconsin 53707-7925

Phone: (608) 240-5104
Fax: (608) 240-3310
<https://doc.wi.gov>

The Division of Adult Institutions protects the public through secure and humane treatment of Persons in Our Cares committed to its custody and affords Persons in Our Cares the opportunity to gain skills and insight into their criminal behavior that are needed to support a crime-free life upon release to the community.