

END OF MONTH PRISON POPULATION*

JUNE 2025

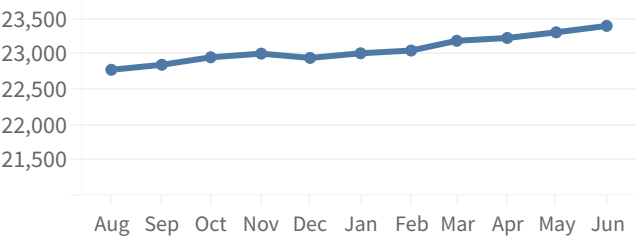
	Facility	Population
Maximum	Columbia CI	677
	Dodge CI	1,776
	Green Bay CI	1,132
	Taycheedah CI	988
	Waupun CI	814
	Wisconsin Secure Program Facility	497
	Wisconsin Resource Center	403
Medium	Fox Lake CI	1,402
	Jackson CI	1,002
	Kettle Moraine CI	1,135
	Milwaukee Secure Detention Facility	644
	New Lisbon CI	1,031
	Oshkosh CI	2,091
	Racine CI	1,762
	Racine Youthful Offender CF	474
	Redgranite CI	1,040
	Stanley CI	1,549
Minimum	Chippewa Valley CTF	502
	Oakhill CI	833
	Prairie du Chien CI	477
	Sturtevant Transitional Facility	151
	Correctional Centers male (14)	2,137
	Correctional Centers female (2)	612
	Contract Bed	266
	Lincoln County Jail Contract	16
Grand Total		23,411

Total Males	21,767
Total Females	1,644

*On 6/30/2025, there were 29 PIOC in out-of-state facilities. Data for these individuals is not included in the rest of this document.

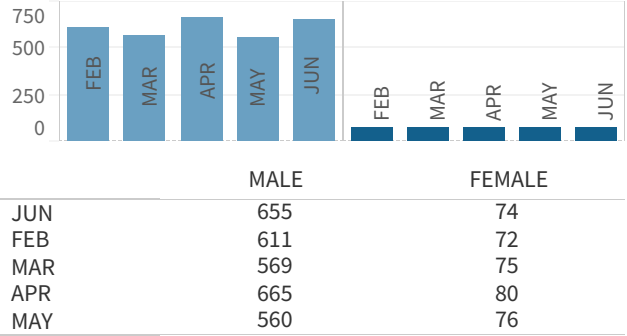
MONTHLY PRISON POPULATION TREND

August 2024 - June 2025



ADMISSIONS TO PRISON

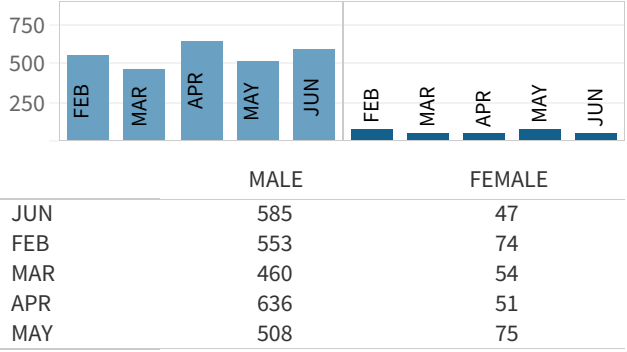
February 2025 - June 2025



TOTAL JUNE ADMISSIONS		729
New Sentence Only	269	36.9%
Revocation-New Sentence	107	14.7%
Revocation Only (with or w/o pending charges)	338	46.4%
ATR	13	1.8%
Other	2	0.3%

*Starting in March 2022, the DAI AAG will no longer include DCC holds in its DAI admissions and releases counts. For these numbers, please see the [Holds and Short-Term Sanctions Dashboards](#) (on the DOC public website under Data and Reports).

RELEASES FROM PRISON



TOTAL JUNE RELEASES		632
Extended Supervision	544	86.1%
Mandatory Release	37	5.9%
Paroled	14	2.2%
Discharge from Sentence	16	2.5%
Release from ATR	17	2.7%
Other	4	0.6%

AGE

	Males	Females
Oldest Person in our Care	94	82
Youngest Person in our Care	18	18
Average Age	41	39
	Males	Females
19 and younger	192	10
20-29	3,990	286
30-39	6,770	625
40-49	5,439	422
50-59	3,189	205
60-69	1,705	78
70 and Older	482	18

RACE AND ETHNICITY

	Males	Females
White	51%	68%
Black	43%	22%
American Indian/Alaskan Native	5%	10%
Asian or Pacific Islander	1%	1%
Ethnicity		
Hispanic or Latino	12%	9%

HIGHEST GRADE COMPLETED

	Males	Females
< 9th grade	3%	2%
9th through 12th grade- no HS..	23%	19%
HSED/GED	49%	43%
Some Grad or Voc	17%	27%
Associates, Bachelors, Masters,..	6%	9%
Unknown	1%	1%

MENTAL HEALTH

43% of Male Persons in our Care have a mental health condition.

Of these, 7% have a serious condition.*

90% of Female Persons in our Care have a mental health condition.

Of these, 20% have a serious condition.*

*e.g. bipolar disorder, schizophrenia, personality disorder, severe depression

EDUCATION

Award Type

GED/HSED	42
----------	----

PROGRAMS AND ACTIVITIES

Adult Basic Education	Pre-Release
Anger Management	Recreation
Career Technical Education	Reentry Initiatives
Cognitive Behavioral Programs	Religious Programs
Community Service	Sex Offender Treatment
Domestic Violence	Substance Use Disorder
Parenting	Work Programs

COST PER PERSON

July 1, 2023 - June 30, 2024

	Daily	One Year
Males	\$142	\$51,801
Females	\$157	\$57,307

Facilities by Security Level	Daily	One Year
Maximum	\$190	\$69,599
Medium	\$136	\$49,807
Minimum/Centers	\$147	\$53,887



DIVISION OF ADULT INSTITUTIONS

CORRECTIONS AT A GLANCE

JUNE 2025

For further information, contact:

Wisconsin Department of Corrections
3099 East Washington Avenue
Post Office Box 7925
Madison, Wisconsin 53707-7925

Phone: (608) 240-5104
Fax: (608) 240-3310
<https://doc.wi.gov>

The Division of Adult Institutions protects the public through secure and humane treatment of Persons in Our Cares committed to its custody and affords Persons in Our Cares the opportunity to gain skills and insight into their criminal behavior that are needed to support a crime-free life upon release to the community.