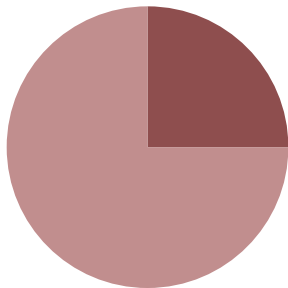


## Admissions

	Male	Female	Total
New Commitment (State)	6	0	6
Court order committing Youth to a juvenile correctional facility			
Change of Placement	2	0	2
Youth returning to a facility without a new commitment			
DJC Sanction/Hold	6	1	7
County Sanction/Hold	3	1	4
Transfer from DAJ	3	0	3
<b>Total</b>	<b>20</b>	<b>2</b>	<b>22</b>

## New Commitments by County and Type

■ Adult 25% ■ Juvenile 75% ■ SJO 0%



New commitments in July were from the following counties:  
Brown, Dane, Milwaukee, Portage, and Racine

## Releases

	Male	Female	Total
Transfer to Type 2	13	1	14
Expiration of Commitment	2	1	3
Release from a County Sanction/Hold	2	1	3
Release to County Supervision	4	0	4
Release to DAJ	8	0	8
Graduated from Grow Program	1	0	1
Terminated from Grow Program	1	0	1
<b>Total</b>	<b>31</b>	<b>3</b>	<b>34</b>

## Age

	15 and Younger	16	17	18	Over 18
<b>Facility</b>	<b>20.4%</b>	<b>27.8%</b>	<b>41.4%</b>	<b>5.6%</b>	<b>4.9%</b>
Male	19.3%	26.9%	43.5%	6.2%	4.1%
Female	29.4%	35.3%	23.5%	0.0%	11.8%
<b>Community</b>	<b>1.5%</b>	<b>6.6%</b>	<b>8.8%</b>	<b>27.9%</b>	<b>55.2%</b>
Male	1.6%	5.5%	9.4%	27.3%	56.3%
Female	0.0%	25.0%	0.0%	37.5%	37.5%

## Race

	Asian/ Pacific Islander	Black	North American Indian	White	Unknown
<b>Facility</b>	<b>0.0%</b>	<b>70.4%</b>	<b>2.5%</b>	<b>26.5%</b>	<b>0.6%</b>
Male	0.0%	72.4%	0.7%	26.2%	0.7%
Female	0.0%	52.9%	17.7%	29.4%	0.0%
<b>Community</b>	<b>0.7%</b>	<b>54.4%</b>	<b>2.2%</b>	<b>41.2%</b>	<b>1.5%</b>
Male	0.8%	55.5%	2.3%	39.8%	1.6%
Female	0.0%	37.5%	0.0%	62.5%	0.0%

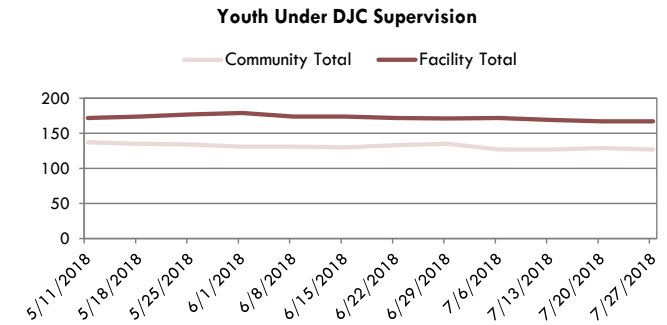
## Mental Health

94% of Female Youth at Copper Lake have a mental health condition\*. Of the total female population, 75% have a serious condition.

76% of Male Youth at Lincoln Hills have a mental health condition\*. Of the total male population, 26% have a serious condition.

\*e.g. personality disorder, severe depression

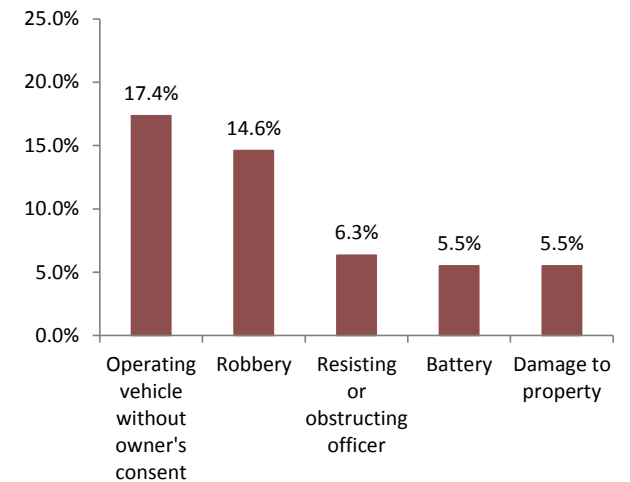
## Population Trends



Community numbers include only those youth supervised by DJC upon release.

Facility numbers include both long term (commitments) and short term (sanctions & detention) placements at CLS, LHS, Grow, and MJTC.

## Prominent Offenses for Youth in a Facility



## Youth by County of Commitment (as of 7/31/2018)

County	CLS	LHS	Total
Brown	0	8	8
Calumet	0	1	1
Dane	1	4	5
Douglas	0	1	1
Fond Du Lac	0	1	1
Kenosha	1	4	5
Manitowoc	0	1	1
Marinette	1	1	2
Milwaukee	7	72	79
Monroe	0	1	1
Oconto	1	1	2
Outagamie	0	1	1
Ozaukee	1	0	1
Portage	1	2	3
Racine	1	5	6
Rock	0	1	1
Sauk	0	1	1
Shawano	1	0	1
Sheboygan	0	1	1
Walworth	0	1	1
Washington	0	1	1
Waukesha	1	4	5
<b>Total</b>	<b>16</b>	<b>112</b>	<b>128</b>

To select one county of commitment for the youth, a hierarchy of commitment types was developed:

Adult Prison, Serious Juvenile Offense, Juvenile, Tribal, Other State, and Adult Probation

## Grow Academy Sales

The Grow Academy is a residential correctional program consisting of an agriculturally based educational curriculum, community partnerships and cognitive behavioral treatment.

2017-18 Grow Sales	
July-September 2017	\$1,405.50
October-December 2017	\$1,792.28
January-March 2018	\$1,165.25
April-June 2018	\$2,228.80

## Education at CLS/LHS

July 2017 – June 2018

High School Achievements	LHS	CLS	Total
Credits Earned	248.75	38.5	287.25
Diplomas Awarded	1	1	2
Equivalency Diplomas Awarded	26	1	27

## Division of Juvenile Corrections



## Corrections at a Glance

July 2018

### For further information, contact:

Wisconsin Department of Corrections  
3099 East Washington Avenue  
Post Office Box 8930  
Madison, Wisconsin 53708-8930  
Phone: (608) 240-5900  
Fax: (608) 240-3371

Brochure available online at:  
[www.doc.wi.gov/Pages/DataResearch/DataAndReports](http://www.doc.wi.gov/Pages/DataResearch/DataAndReports)

We Believe In **YOU!**

Youth

Our organization

Uniting families and communities

DJC: Building hope to develop healthy youth, caring professionals, strong families, and safe communities.